

# AIR FORCE FALCONS

## 2023 FOOTBALL

### GENERAL INFORMATION

**Location:** ..... Colorado Springs, CO  
**Enrollment:** ..... 4,300  
**Founded:** ..... 1954  
**Nickname:** ..... Falcons  
**Colors (PMS):** ..... Blue (661), Silver (421)  
**Stadium (Cap):** ..... Falcon Stadium (37,655)\*  
**Surface:** ..... FieldTurf (2018)  
**Conference:** ..... Mountain West  
**Superintendent:** ..... Lt. Gen. Richard Clark  
**Athletic Director:** ..... Nathan Pine  
**Ticket Phone:** ..... 719-472-1895  
**Primary Football SID :** ..... Troy Garnhart  
**SID Phone:** ..... 719-333-9263  
**Website:** ..... GoAirForceFalcons.com  
**Mailing Address:** ..... 2168 Field House Dr.  
USAF Academy, CO 80840

\* - Temporary capacity due to construction

### COACHING STAFF

**Troy Calhoun (Air Force, 1989), 17th year**  
Head Coach  
**Marc Bacote (James Madison, 2010), 2nd year**  
Tight Ends  
**Jake Campbell (Air Force, 1996), 12th year**  
Slot Backs  
**Tim Horton (Arkansas, 1990), 3rd year**  
Running backs/Special Teams Coord.  
**Charlie Jackson (Air Force, 2000), 2nd year**  
Assistant Head Coach/Defensive Backs  
**Brian Knorr (Air Force, 1986), 12th year**  
Defensive Coordinator  
**Ken Lamendola (Air Force, 2011), 2nd year**  
Inside Linebackers  
**Steed Lobotzke (Air Force, 1992), 9th year**  
Offensive Line  
**Matt McGettigan (Luther, 1987), 17th year**  
Strength/Conditioning  
**Alex Means (Air Force, 2013), 6th year**  
Defensive Line  
**Brett Skene (Air Force, 2011), 3rd year**  
Specialists/Assistant Offensive Line  
**Taylor Stubblefield (Purdue, 2005), 1st year**  
Wide Receivers  
**Mike Thiessen (Air Force, 2001), 17th year**  
Offensive Coord./Quarterbacks  
**Nick Toth (Ohio, 1999), 2nd year**  
Safties  
**E.J. Whitlow (Findlay, 2010), 2nd year**  
Defensive Ends  
**Anthony Wright (Air Force, 2012), 2nd year**  
Defensive Assistant

### Game Day Coaching Location

**Field:** Calhoun, Bacote, Campbell, Horton,  
Jackson, Knorr, Lamendola, Lobotzke, Skene,  
Stubblefield, Toth, Whitlow  
**Press Box:** Means, Wright, Thiessen



## Air Force ends season 9-4 overall Falcons finish fourth in Mountain West with 5-3 mark

Air Force ended the season 9-4 overall and finished fourth in the Mountain West with a 5-3 record. The Falcons capped the season with a 31-21 win over #24/25 James Madison in the Armed Forces Bowl in Fort Worth, Texas. The bowl win marks a program-record fifth straight and second straight in the Armed Forces Bowl. The victory over a ranked team is the first by the Falcons since 2016 and first-ever in a bowl. Air Force improved to 40-12 the last four full seasons, including a 23-9 mark in conference games over the same stretch.

Air Force opened the season 8-0 and was ranked 17th in both polls, marking the third straight week ranked, the longest streak since being ranked four straight weeks in 2002. The regular season ranking was the first since Oct. 3, 2010, when Air Force was ranked 25th in the AP poll. The ranking in both polls in the regular season is the first since Oct. 10, 2010, when the Falcons were 23rd in each poll. Air Force was ranked 25th in the initial College Football Playoff poll, marking the first appearance in the poll in program history.

Air Force senior Trey Taylor earned the Jim Thorpe Award, as the nation's top defensive back, marking just the second major award in program history and first since 1987. He also earned the Defender of the Nation Award and was the program's first first-team All-American since 2010, earning first-team honors from the American Football Coaches Association.

Air Force placed seven players on the all-Mountain West football teams. Senior offensive lineman Thor Paglialong, along with defensive lineman PJ Ramsey, outside linebacker Bo Richter and Taylor were all named first-team all-Mountain West. Seniors Emmanuel Michel (fullback), Adam Karas (offensive lineman) and Alec Mock (inside linebacker) were named second-team all-MW. Junior kicker Matthew Dapore, senior safety Jayden Goodwin and senior quarterback Zac Larrier all earned honorable mention honors. Air Force's seven first- and second-team selections is the most since 2009.

Category	Air Force
<b>2023 Record</b> .....	9-4 (5-3 MW/T4th)
<b>Current Streak</b> .....	W 1
<b>Rankings (AP/Coaches)</b> .....	NR / RV (34th, 7 points)
<b>Last Game</b> .....	W 31-21 vs. #24/25 James Madison, Armed Forces Bowl
<b>Head Coach</b> .....	Troy Calhoun
<b>Alma Mater (Yr)</b> .....	Air Force (1989)
<b>School Record</b> .....	130-82 (17 seasons)
<b>Career Record</b> .....	Same

### 2023 AIR FORCE SCHEDULE

Day	Date	Time	Opponent (TV) .....	Series/Result
Sat.	Sept. 2	11 a.m.	Robert Morris (Altitude).....	W 42-7
Sat.	Sept. 9	6 p.m.	at Sam Houston (CBSSN) .....	W 13-3
Fri.	Sept. 15	6 p.m.	Utah State* (CBSSN).....	W 39-21
Fri.	Sept. 22	8:30 p.m.	at San Jose State* (FS1) .....	W 45-20
Sat.	Sept. 30	6 p.m.	San Diego State* (CBSSN).....	W 49-10
Sat.	Oct. 14	5 p.m.	Wyoming* (CBSSN) .....	W 34-27
Sat.	Oct. 21	10 a.m.	at Navy (CBS) .....	W 17-6
Sat.	Oct. 28	5 p.m.	at Colorado State* (CBSSN) .....	W 30-13
Sat.	Nov. 4	12:30 p.m.	Army# (CBSSN) .....	L 3-23
Sat.	Nov. 11	10 p.m.	at Hawai'i* (Spectrum) .....	L 13-27
Sat.	Nov. 18	1:30 p.m.	UNLV* (CBSSN) .....	L 27-31
Fri.	Nov. 24	2 p.m.	at Boise State* (FS1).....	L 19-27
Sat.	Dec. 23	1:30 p.m.	James Madison& (ABC) .....	W 31-21

& - Lockheed Martin Armed Forces Bowl, Fort Worth, TX

\*-Mountain West game; #-Empower Field at Mile High; All times MT

## AIR FORCE FOOTBALL

### AIR FORCE 40-12 LAST FOUR SEASONS

- Air Force is 40-12 the last four full seasons, excluding the COVID-shortened 2020 season. Air Force was 9-4 this season and finished 10-3 in 2022 and 2021 and 11-2 in 2019.
- The Falcons are 23-9 in conference play during the same stretch. Air Force was 5-3 this season and finished tied for fourth. The team was 5-3 and finished second in the Mountain Division last season. Air Force shared the Mountain Division title with a 6-2 mark in 2021 and finished second with a 7-1 mark in 2019.

### NATIONAL RANKINGS

- Air Force's 31-21 win over #24/25 James is the program's first over a ranked team since beating #19 Boise State, 27-20, Nov. 25, 2016, in Falcon Stadium. Air Force snapped a three-game losing streak vs. ranked teams. The win is the first over a ranked team in a bowl game in program history. Air Force improved to 1-2-1 all-time in bowl games vs. ranked teams.
- Air Force is 19-75-4 all-time vs. ranked teams.
- Air Force was ranked 17th in both polls earlier this season, marking the third straight week ranked, the longest streak since being ranked four straight weeks in 2002.
- The regular season ranking is the first since Oct. 3, 2010, when Air Force was ranked 25th in the AP poll. The ranking in both polls in the regular season is the first since Oct. 10, 2010, when the Falcons were 23rd in each poll.
- Air Force was ranked 25th in the initial College Football Playoff poll, marking the first appearance in the poll in program history.
- Air Force finished the season unranked in the AP poll and among others receiving votes in the AFCA Coaches poll. The Falcons were 34th with seven points.

### AIR FORCE VS. NON-CONFERENCE OPPONENTS

- Air Force finished 4-1 this season and is 13-2 over the last three seasons vs. non-conferences foes.
- Air Force is 52-28 against non-conference opponents under head coach Troy Calhoun.
- The Falcons are 31-4 at home, 11-17 on the road and 10-7 in neutral site games.

### 2021-23 Non-Conference Results

#### 2023

Dec. 23	vs. James Madison (N)	W 31-21
Nov. 4	vs. Army (N)	L 3-23
Oct. 21	at Navy	W 17-6
Sept. 9	at Sam Houston	W 13-3
Sept. 2	vs. Robert Morris	W 42-7

#### 2022

Dec. 22	vs. Baylor (N)	W 30-15
Nov. 5	vs. Army (N)	W 13-7
Oct. 1	vs. Navy	W 13-10
Sept. 10	vs. Colorado	W 41-10
Sept. 3	vs. Northern Iowa	W 48-17

#### 2021

Dec. 28	vs. Louisville (N)	W 31-28
Nov. 6	vs. Army (N)	L 14-21 OT
Sept. 25	vs. Florida Atlantic	W 31-7
Sept. 11	at Navy	W 23-3
Sept. 4	vs. Lafayette	W 35-14

### ROAD/NEUTRAL SUCCESS

Air Force has won nine of the last 12 games away from Falcon Stadium, including road/neutral site games. Air Force has won four of its last five neutral site games.

Date .....	Opponent (Site).....	Result
Dec. 23, 2023.....	vs. James Madison (Fort Worth, TX)....	W 31-21
Nov. 24, 2023 .....	at Boise State* .....	L 19-27
Nov. 11, 2023 .....	at Hawaii* .....	L 13-27
Nov. 2, 2023 .....	vs. Army (Denver, CO) .....	L 3-23
Oct. 28, 2023 .....	at Colorado State* .....	W 30-13
Oct. 21, 2023 .....	at Navy.....	W 17-6
Sept. 23, 2023.....	at San Jose State* .....	W 45-20
Sept. 9, 2023.....	vs. Sam Houston (NRG Stadium) .....	W 13-3
Dec. 22, 2022.....	vs. Baylor (Fort Worth, TX) .....	W 30-15
Nov. 26, 2022 .....	at San Diego State* .....	W 13-3
Nov. 5, 2022 .....	vs. Army (Arlington, TX) .....	W 13-7
Oct. 15, 2022 .....	at UNLV* .....	W 42-7

## INSIDE THE MOUNTAIN WEST

### 2023 STANDINGS

Team	MW	All	Streak
UNLV	6-2	9-5	L 3
Boise State#	6-2	8-6	L 1
San Jose State	6-2	7-6	L 1
Air Force	5-3	9-4	W 1
Wyoming	5-3	9-4	W 3
Fresno State	4-4	9-4	W 1
Utah State	4-4	6-7	L 1
Colorado State	3-5	5-7	L 1
Hawaii	3-5	5-8	W 1
New Mexico	2-6	4-8	L 1
San Diego State	2-6	4-8	W 1
Nevada	2-6	2-10	L 4

# - Won MW Championship Game  
Boise State 44, UNLV 20 (Dec. 2, Las Vegas)

### MOUNTAIN WEST BOWL GAMES

#### Isleta New Mexico Bowl

Fresno State vs. New Mexico State  
Saturday, December 16 | Albuquerque, N.M.  
3:45 p.m. MT | ESPN  
*Fresno State 37, New Mexico State 10*

#### Starco Brands LA Bowl Hosted By Gronk |

Boise State vs. UCLA  
Saturday, December 16 | Los Angeles, Calif.  
4:30 p.m. PT | ABC  
*UCLA 35, Boise State 22*

#### Lockheed Martin Armed Forces Bowl

Air Force vs. James Madison  
Saturday, December 23 | Fort Worth, Texas  
2:30 p.m. CT | ABC  
*Air Force 31, James Madison 21*

#### Famous Idaho Bowl

Utah State vs. Georgia State  
Saturday, December 23 | Boise, Idaho  
1:30 p.m. MT | ESPN  
*Georgia State 45, Utah State 22*

#### EasyPost Hawai'i Bowl

San José State vs. Coastal Carolina  
Saturday, December 23 | Honolulu, Hawai'i  
5:30 p.m. HT | ESPN  
*Coastal Carolina 24, San Jose State 14*

#### Guaranteed Rate Bowl

UNLV vs. Kansas  
Tuesday, December 26 | Phoenix, Ariz.  
7 p.m. MST | ESPN  
*Kansas 49, UNLV 36*

#### Barstool Sports Arizona Bowl

Wyoming vs. Toledo  
Saturday, December 30 | Tucson, Ariz.  
2:30 p.m. MST | The CW & Barstool.TV  
*Wyoming 16, Toledo 15*

### MW COMMUNICATIONS CONTACT

Phil Perry, Assistant Commissioner  
Office: 719-488-4042  
Cell: 864-525-5174  
Email: perry@themw.com

## AIR FORCE BOWL NOTES

- Air Force has played in 30 bowl games. The Falcons are 16-13-1 all-time.
- The Falcons have earned a bowl bid 13 times in Head Coach Troy Calhoun's 17 seasons. Air Force is 8-5 in bowls under Calhoun.
- Air Force has won five straight and six of the last seven bowl games.
- The Armed Forces Bowl ranked third in viewership during the second week of bowl week with 2.44 million viewers. The bowl trailed only the Las Vegas Bowl between Northwestern and Utah (3.09 million) and the Birmingham Bowl between Duke and Troy (2.67 million).

## LAST TIME OUT

Air Force defeated #24/25 James Madison, 31-21, in the Lockheed Martin Armed Forces Bowl Dec. 23 in Fort Worth, Texas. The bowl win is the fifth straight for the Falcons. Emmanuel Michel opened the scoring for Air Force, scoring the first of two one-yard rushing touchdowns to put the Falcons up, 7-0. Following a JMU touchdown pass, Michel scored again to make it 14-7 midway through the second quarter. The Falcons extended the lead to 21-7 at halftime with a Zac Larrier 42-yard touchdown pass to Jared Roznos. JMU cut the lead to 21-14 with a touchdown to open the third quarter. The Falcons answered with a Larrier touchdown run to make it 28-14. Matthew Dapore added a field goal midway through the fourth quarter to extend the lead to 31-14 with 8:20 remaining. JMU added a late touchdown to make up the final margin. Air Force rolled up 396 total yards, including 351 rushing against the nation's top-ranked rushing defense. Michel, who was named the game's most valuable player, rushed for an Air Force bowl game record 203 yards and two touchdowns on 35 carries. Air Force held JMU to 283 total yards, including just 26 yards rushing on 19 carries. Senior Bo Richter led the way with Air Force bowl records of 4.5 tackles for loss and 3.0 sacks.

## LAST GAME NOTES

### Team Notes

- Air Force won its fifth straight bowl game and sixth in the last seven, including its second consecutive Armed Forces Bowl. The five-game bowl winning streak is the longest in program history. Air Force improved to 16-13-1 all-time in 30 bowl games in program history. The Falcons improved to 3-4 all-time in the Armed Forces Bowl.
- Air Force improved to 5-0 all-time against teams from the Sun Belt, including a 2-0 mark against the conference in bowl games.
- Air Force improved to 9-0 this season when leading after three quarters of play.
- Air Force had zero penalties or turnovers in a game for the first time since Sept. 16, 2022 vs. Wyoming.
- Air Force scored a touchdown on its opening drive for the fourth time this season. The touchdown is the first on the opening drive since the Colorado State game Oct. 28, a span of four games. The Falcons punted in each of the previous four games.
- Air Force game captains were seniors Thor Paglialong (OC), Zac Larrier (QB), Bo Richter (OLB) and Trey Taylor (DB).

### Individual Notes

- Senior QB Zac Larrier made his first start since the Hawaii game, returning after a two-game absence. Larrier was 3 for 5 passing for 45 yards and a touchdown and ran nine times for 26 yards and a touchdown.
- Senior FB Emmanuel Michel rushed for a career-high and Air Force bowl-record 203 yards to record his fourth 100-yard rushing performance of the season. He was named the Armed Forces Bowl MVP. The 100-yard effort is the sixth of his career. He also recorded a season-long 54-yard run on the first offensive play for Air Force. His previous high was 53 yards vs. Colorado State. The 54-yard run is the longest by a Falcon in a bowl game since Shayne Davern had a 55-yarder vs. Western Michigan in the 2014 Idaho Potato Bowl. Michel tied an Air Force bowl game record with two rushing touchdowns, the 16th time in program history it's been done and first time since Brad Roberts last year. He set a career-high with 35 carries, surpassing his previous bests of 33 carries for 148 yards against San Jose State.
- Senior OLB Bo Richter recorded five tackles and career highs of 3.0 sacks and 4.5 tackles for loss. He ties the Air Force bowl record for most sacks in a game and sets a new record for most TFLs in a bowl game (Corey Nelson had 3.0 sacks and 4.0 tackles for loss vs. Fresno State in the 2000 Silicon Valley Bowl). Richter has recorded at least one tackle for loss in 11 of 13 games this season. Richter finished the season with 10.0 sacks and 19.5 tackles for loss. His 10 sacks is tied for fifth-most in a season at Air Force and the most since 1994.
- Senior ILB Johnathan Youngblood recorded his third interception of the season. He has had an interception in two of the last three games.
- Junior DL Payton Zdroik recorded two tackles, a sack and one quarterback hurry. Zdroik finished with 4.5 sacks on the season.
- Junior DB Jamari Bellamy had a team-leading six tackles, including a tackle for loss and one pass breakup. His six tackles tied a career high.
- Senior RB John Lee Eldridge III ran for 78 yards on 8 carries. Eldridge had a 51-yard run.
- Junior WR Jared Roznos had one catch, which went for a 42-yard touchdown reception. It was his third touchdown catch of the season. It was also his fourth catch of 40-plus yards this season.

## AIR FORCE RANKINGS

### AIR FORCE TEAM

Category	Stats	MWC	NCAA
Scoring Offense	27.8	6th	59th
Scoring Defense	18.2	1st	12th
Passing Offense	85.0	12th	130th
Passing Defense	186.8	2nd	20th
Pass Yds/Comp	20.09	1st	1st
Kickoff Returns	18.4	9th	93rd
Rushing Offense	281.5	1st	2nd
Rushing Defense	90.8	1st	6th
Total Offense	366.5	8th	77th
Total Defense	277.7	1st	6th
Punt Returns	2.88	11th	123rd
Net Punting	39.15	5th	56th
Turnover Margin	-.23	7th	88th
Passing Efficiency	151.35	1st	21st
Passing Eff. Def.	131.27	5th	60th
First Downs	256	7th	67th
Opp. First Downs	191	1st	4th
Third Down %	.462	3rd	15th
Third Down Def.	.354	1st	33rd
Sacks For	2.31	3rd	47th
Sacks Against	.85	1st	6th
Penalties	24.77	1st	1st
4th Downs%	.654	3rd	19th
Time of Possession	33:18	1st	5th
Red Zone offense	.830	7th	76th
Red Zone defense	.862	7th	93rd

### AIR FORCE INDIVIDUAL

Player	Stats	MWC	NCAA
<b>Matthew Dapore</b>			
Field Goal Pct.	.789	4th	49th
Field Goals	1.25	5th	48th
Scoring	6.6	10th	--

### Bo Richter

Fumbles Rec.	2	4th	19th
Sacks	.77	3rd	11th
Tackles for Loss	1.5	1st	6th

### Trey Taylor

Interceptions	3	6th	--
---------------	---	-----	----

### Johnathan Youngblood

Interceptions	3	6th	--
---------------	---	-----	----

### Alec Mock

Tackles	7.2	10th	--
---------	-----	------	----

### PJ Ramsey

Sacks	.58	5th	47th
-------	-----	-----	------

### Payton Zdroik

Sacks	.45	9th	--
-------	-----	-----	----

### Emmanuel Michel

Yards Per Carry	4.66	9th	--
Rushing TDs	11	5th	39th
Rushing	86.4	5th	39th
Total TDs	11	6th	--

### Zac Larrier

Rushing	55.0	10th	--
---------	------	------	----

## TEAM NOTES

### AIR FORCE SECOND IN THE NATION IN RUSHING

- Air Force finished second in the nation in rushing with a 281.5 average. The Falcons have led the nation 33 of the last 39 weeks dating back to 2021.
- Air Force led the nation in rushing last season with a 326.7 average. The Falcons were the only program to average 300-plus yards per game. Air Force went wire-to-wire for the first time in program history, leading the nation since the first week of the season, setting a new school record for consecutive weeks leading the nation with 14.
- Air Force has won the national rushing title four times overall in program history. National title years: **2002** (307.8), **2020** (305.7), **2021** (327.7), **2022** (326.7). The Falcons are just the second school to win three straight titles and first since 2008.

### 2023 NCAA Rushing Leaders

#	Team (Conf.)	Avg.
1.	Liberty (CUSA)	293.3
2.	<b>Air Force (MW)</b>	<b>281.5</b>
3.	West Virginia (Big 12)	228.9
4.	UCF (Big 12)	228.2
5.	Cincinnati (Big 12)	217.1

### AIR FORCE AMONG NATIONAL LEADERS IN THREE OTHER CATEGORIES

- Air Force averaged an NCAA-best 20.38 yards per completion. The team held the top spot each week during the season.
- Air Force ranks fifth nationally in time of possession with a 33:18 mark. The Falcons won the time of possession battle in 10 of 13 games, posting 32:00-plus eight times. Air Force had a season-best 39:05 vs. San Jose State.
- Air Force led the nation in fewest penalty yards per game with a 24.77 average.

### Passing Yards Per Completion Leaders

#	Team (Conf.)	Avg
1.	<b>Air Force (MW)</b>	<b>20.09</b>
2.	Liberty (CUSA)	16.19
3.	Kansas (Big 12)	15.60
4.	LSU (SEC)	15.41
5.	West Virginia (Big 12)	15.02

### Fewest Penalty Yards Leaders

#	Team (Conf.)	Avg
1.	<b>Air Force (MW)</b>	<b>24.77</b>
2.	Minnesota (Big Ten)	27.08
3.	Michigan (Big Ten)	27.47
4.	Baylor (Big 12)	28.92
5.	Iowa (Big Ten)	30.93

### NCAA Time of Possession Leaders

#	Team (Conf.)	Avg.
1.	Utah (Pac-12)	34:04
2.	Georgia (SEC)	33:28
3.	Ohio (MAC)	33:25
4.	Clemson (ACC)	33:19
5.	<b>Air Force (MW)</b>	<b>33:18</b>

### THIS AND THAT

- Air Force opened the season 8-0 which was the best start since a school-record 10-0 start in 1985 and just the fourth time in program history to start 8-0 or better.
- The Falcons opened 5-0 in Mountain West play for the first time in program history. The conference start is the second best in program history, trailing only the 6-0 start in 1985 in the WAC.
- Air Force has won 12 of its last 13 games by double digits.
- Air Force improved to 47-19-2 in season openers, including a 41-8 mark in season openers at home, following a 42-7 win over Robert Morris. The Falcons have 17 straight and 18 of the last 20. Air Force has won 26 straight openers against unranked teams dating back to 1994.
- Air Force defeated Robert Morris, 42-7, to win its 17th straight season opener. Air Force's 17-game winning streak is the third-best active streak in the nation, trailing only Ohio State (24) and Alabama (22).
- Air Force won 13 straight games dating back to last season until its first loss this season which tied a school record with the 1984-85 team. The streak was the fourth longest active streak in the nation.

### Longest Air Force Winning Streaks

#	Years	Streak
1.	1984-85	13
	<b>2022-23</b>	<b>13</b>
3.	1998-99	11
	1983-84	10

- Air Force quarterback Zac Larrier and wide receiver Dane Kinamon recorded the longest pass and overall play from scrimmage in program history. The two connected on a 94-yard

## AIR FORCE RUSHING

- Air Force finished second in the nation in rushing with a 281.5 average.
- The program has won four national titles in its history (2002, 2020, 2021, 2022).
- Air Force has ranked in the nation's top 10 10 straight years and 35 of the last 36.

### RANKINGS

Year	Stats	Conf.	National
1980	170.7	5th	79th
1981	185.1	4th	53rd
1982	301.7	1st	4th
1983	346.5	1st	2nd
1984	326.5	1st	2nd
1985	293.2	1st	6th
1986	232.6	1st	15th
1987	386.3	1st	2nd
1988	377.5	1st	2nd
1989	356.0	1st	3rd
1990	267.5	1st	7th
1991	338.1	1st	2nd
1992	242.4	2nd	7th
1993	284.9	1st	4th
1994	304.8	1st	2nd
1995	332.4	1st	2nd
1996	328.9	1st	2nd
1997	332.7	2nd	9th
1998	266.8	1st	3rd
1999	285.5	1st	2nd
2000	294.9	1st	2nd
2001	273.2	1st	3rd
<b>2002</b>	<b>307.8</b>	<b>1st</b>	<b>1st</b>
2003	280.6	1st	4th
2004	277.4	1st	4th
2005	246.5	1st	8th
2006	229.4	1st	3rd
2007	299.5	1st	2nd
2008	266.9	1st	6th
2009	283.5	1st	3rd
2010	306.5	1st	2nd
2011	314.8	1st	3rd
2012	316.2	1st	2nd
2013	262.7	2nd	13th
2014	273.1	2nd	6th
2015	319.4	1st	4th
2016	317.4	2nd	3rd
2017	307.4	1st	4th
2018	283.5	1st	5th
2019	298.5	1st	2nd
<b>2020</b>	<b>305.7</b>	<b>1st</b>	<b>1st</b>
<b>2021</b>	<b>327.7</b>	<b>1st</b>	<b>1st</b>
<b>2022</b>	<b>326.7</b>	<b>1st</b>	<b>1st</b>
2023	281.5	1st	2nd

**Bold indicates national championship**

### WEEK-BY-WEEK RANKINGS

#	YDS	(MW/NCAA)		
1.	374.0	1/2	9.	300.6 1/1
2.	309.0	1/2	10.	284.2 1/1
3.	320.7	1/1	11.	275.9 1/2
4.	340.5	1/1	12.	282.1 1/2
5.	329.8	1/1	13.	275.8 1/2
6.	329.8	1/1	Fin.	281.5 1/2
7.	334.2	1/1		
8.	306.0	1/1		



touchdown pass to break the record for longest pass play from Haaziq Daniels to Brandon Lewis of 92 yards vs. Colorado State in 2021. The play matches the 94-yard run by Daniels vs. Florida Atlantic in 2021. The 94-yard play is the longest in Navy-Marine Corps Memorial Stadium history and the longest by either team in the Air Force-Navy series.

## 2023 DEFENSIVE NOTES

- Air Force has held 15 of last 20 opponents to 21 points or fewer dating back to last season.
- Air Force gave up just 10 combined points its first two games, tied for the fewest allowed through two games of a season by a Mountain West school in conference history.
- The Falcons lead the conference in five categories. Air Force was among the top 10 nationally in four categories.

Category	Stats	MW	NCAA
Scoring Defense	18.2	1st	12th
Passing Defense	186.8	2nd	20th
Rushing Defense	90.8	1st	5th
Total Defense	277.7	1st	6th
Opp. First Downs	191	1st	4th
Third Down Def.	.354	1st	33rd
Sacks For	2.31	3rd	47th

## Single-Game Highlights

- Air Force held James Madison to 26 yards on 19 carries, an average of 1.4 yards per carry.
- Air Force held Navy scoreless in the first three quarters and to only one first down in the first half. The defense held Navy to minus nine yards on nine plays in the third quarter. Air Force held Navy to just 124 total yards on 64 plays, an average of 1.9 yards per play. Navy was held to just 22 rushing yards on 35 carries, an average of 0.6 yards per carry.
- Air Force held San Diego State scoreless in the second half, holding the Aztecs to 71 total yards and four first downs.
- Air Force held San Jose State to just eight yards in the third quarter and 80 yards in the second half. The Falcons shutout the Spartans in the second half.
- Air Force held Sam Houston to 80 total yards, the fourth-lowest total in program history and lowest since allowing 75 yards to Stony Brook in 2018. It was the seventh consecutive game holding an opponent below 300 yards on offense. Air Force only allowed Sam Houston to cross the 50 on one drive with the deepest penetration being the Air Force 29. The Bearkats took just 10 snaps in Air Force territory. The defense also forced Sam Houston into six three-and-out possessions.

## AIR FORCE SIXTH NATIONALLY IN TOTAL DEFENSE

- Air Force once again had one of the nation's top defenses. The Falcons, who led the nation in total defense for the first time in program history last season, ranked sixth with a 277.7 average.
- Air Force has ranked in the nation's top 10 the last four seasons in total defense.

## NCAA Total Defense Leaders

#	Team (Conf.)	Avg
1.	Michigan (Big Ten)	247.0
2.	Penn State (Big Ten)	247.6
3.	Ohio State (Big Ten)	265.4
4.	Ohio (MAC)	273.5
5.	Notre Dame (Ind.)	276.3
6.	Air Force (MW)	277.7

## Air Force National Ranking Last Four Years

Year	Ranking (Avg.)
2023	6th (277.7)
2022	1st (254.4)
2021	4th (296.5)
2020	6th (303.3)

## 2023 OFFENSIVE NOTES

- Air Force led the Mountain West in five offensive categories. The Falcons ranked among the nation's top 10 in four categories.

Category	Stats	MW	NCAA
Pass Yds/Comp	20.09	1st	1st
Rushing Offense	281.5	1st	2nd
Passing Efficiency	151.35	1st	21st
Sacks Against	.85	1st	6th
Time of Possession	33:18	1st	5th

## MORE AIR FORCE RUSHING

- Air Force is 92-24 overall under Troy Calhoun (since 2007) when it has a 100-yard rusher.
- The team was 6-2 this season and was 10-2 in 2022

## INSIDE THE NUMBERS

### 100-Yard games by season

Year	100-Games	#Players	Multiple
2023	10	4	2
2022	16	3	4
2021	14	5	3
2020	5	4	1
2019	11	4	2
2018	5	4	1
2017	9	6	3
2016	8	4	1
2015	10	6	3
2014	8	3	1
2013	7	5	1
2012	8	2	
2011	5	2	
2010	6	3	
2009	5	2	1
2008	5	3	
2007	13	5	1

#Players - # of players with 100-yard games

Multiple - Games with multiple 100-yard rushers

## FALCONS WITH 100-YARD GAMES

### John Lee Eldridge III

2023 San Jose State W (10-102-2)

2022 Wyoming L (13-104-0)

2022 Nevada W (8-102-0)

2022 UNLV W (8-116-1)

### Emmanuel Michel

2023 James Madison W (35-203-2)

2023 Colorado State W (20-130-1)

2023 San Jose State W (33-148-3)

2023 Utah State W (28-106-3)

2021 Utah State L (11-133-2)

2021 UNLV W (12-123-1)

### Owen Burk

2023 Utah State W (15-110-0)

### Zac Larrier

2023 Wyoming W (20-111-1)

2023 San Diego State W (8-103-0)

### Dylan Carson

2023 Boise State L (12-132-1)

2023 UNLV L (16-104-0)

## 2023 SCHEDULE FEATURED GAMES IN ALL FIVE TIME ZONES

### Zone ..... Opponent

Hawaii.....at Hawaii (11/11)  
 Pacific .....at San Jose State (9/22)  
 Mountain.....at Colorado State (10/28); at Boise State (11/24)  
 Central.....at San Houston (9/9), Armed Forces Bowl vs. James Madison (12/23)  
 Eastern .....at Navy (10/21)

## AIR FORCE HEAD COACH TROY CALHOUN

- Troy Calhoun leads all active Mountain West coaches in conference wins with 77. Calhoun is second all-time in conference history in wins, trailing only former New Mexico and San Diego State head coach Rocky Long, who had 91.
- Calhoun ranks fourth nationally in most wins at one school among active head coaches with a 130-82 record in 17 seasons.
- Calhoun completed his 17th season as head coach at Air Force. His tenure is the longest in the Mountain West and fourth longest among active coaches in the nation.

### Most Wins by an active FBS Coach at the Same School

#	Name, School	Wins
1.	Dabo Swinney, Clemson	172
2.	Mike Gundy, Oklahoma St.	166
3.	Kyle Whittingham, Utah	162
4.	<b>Troy Calhoun, Air Force</b>	<b>130</b>

### Longest-tenured head coaches at their current school

#	Head Coach, School	Years
1.	Kirk Ferentz, Iowa	25
2.	Kyle Whittingham, Utah	19
3.	Mike Gundy, Oklahoma State	18
4.	<b>Troy Calhoun, Air Force</b>	<b>17</b>
	Nick Saban, Alabama	17

## ONLY IOWA HAS LONGER STREAK

Air Force has had just two head coaches the last 40 years, as Troy Calhoun completed his 17th season leading the program in 2023. He replaced the legendary Fisher DeBerry, who led the program for 23 years from 1984 to 2006. Iowa is the only other program in the nation with just two coaches during that span. The Hawkeyes have had just two head coaches in the last 46 years. Hayden Fry led the program from 1979 to 1998 before current head coach Kirk Ferentz took over in 1999.

## THIESSEN LONGEST TENURED OC

Air Force offensive coordinator Mike Thiessen completed his 17th season at Air Force overall and 13th as offensive coordinator. Thiessen is the longest-tenured offensive coordinator in the nation. As offensive coordinator, Thiessen has led a unit over the last five years that has been in the top four of the nation in rushing each year, averaged 32 points per game, been in the top three nationally in passing yards per completion and among the top 10 in third-down percentage.

## COACHING STAFF LONG ON EXPERIENCE

The Air Force coaching staff was long on experience in 2023. Head Coach Troy Calhoun is in his 17th season. Strength and condition coach Matt McGettigan and offensive coordinator Mike Thiessen joined Calhoun in his first season in 2007. Slotback coach Jake Campbell and defensive coordinator Brian Knorr are each in their 12th season on the staff. Offensive line coach Steed Lobotzke is in his ninth season.

The coaching staff features 10 Air Force Academy graduates: Calhoun (1989), Campbell (1996), assistant head coach Charlie Jackson (2000), Knorr (1986), inside linebackers coach Ken Lamendola (2011), Lobotzke (1992), defensive line coach Alex Means (2013), specialist coach Brett Skene (2011), Thiessen (2001) and defensive assistant Anthony Wright (2012). In addition, both recruiting coordinators, Kale Pearson (2015) and Chuck Petersen (1985) are graduates. Utah, Clemson, Iowa, Georgia and Michigan all ranked second with five graduates on staff.

## PLEASE EXCUSE OUR MESS

The Air Force Academy officially broke ground Jan. 24, 2023 on the Falcon Stadium East Club modernization with a ceremony at the construction site.

After nearly six decades of football and lacrosse games, graduations, concerts and various events, the renovations coming to Falcon Stadium will help transform the facility into a first-class venue.

The Falcon Stadium modernization is a fundraising priority within the \$270 million Defining Our Future comprehensive campaign publicly launched in September 2021. The Air Force Academy Foundation and the Air Force Academy Athletic Corporation have partnered to

## AIR FORCE'S RECORD WHEN

Month	2023	Calhoun
August	0-0	4-0
September	5-0	37-23
October	3-0	39-30
November	0-4	41-22
December	1-0	9-7

### Air Force's Conference Record

at home	3-1	44-21
on the road	2-2	42-33
neutral	0-0	0-1

### Air Force's Non-Conference Record

at home	1-0	31-4
on the road	2-0	11-16
neutral	1-1	9-7

### Air Force's record in games....

decided by 7 points or less	1-1	19-25
decided by 3 points or less	0-0	13-11
Away during the day	2-2	21-30
Away at night	3-1	27-22
Home during the day	1-1	52-14
Home at night	3-0	23-10

### Air Force's record when scoring...

less than 20 points	2-3	11-35
20-29 points	0-1	25-32
30-39 points	4-0	44-11
40-49 points	3-0	42-5
50+ points	0-0	8-0

### Air Force's record when allowing...

less than 20 points	5-0	71-7
20-29 points	4-3	45-24
30-39 points	0-1	12-26
40-49 points	0-0	2-19
50+ points	0-0	0-6

### Air Force's record when...

leading at halftime	6-1	100-18
trailing at halftime	2-3	17-54
tied at halftime	1-0	13-10

leading after 3rd quarter	8-0	119-11
trailing after 3rd quarter	0-4	9-66
when tied after 3rd quarter	1-0	2-5

when scoring first	6-0	81-17
when opponent scores first	3-4	48-65

when out-rushing opponent	9-3	122-52
when opponent out-rushes	0-1	11-30

with more total yards	8-2	106-27
when opponent has more	1-2	24-52
when total yards are even	0-0	0-1

with a 100-yard rusher	6-2	92-23
------------------------	-----	-------

### Air Force's record in...

Thursday night games	0-0	7-3
Friday games	2-1	15-7
Saturday games	7-3	103-68
Bowl games	0-0	6-5
Overtime games	0-0	2-3

achieve the fundraising goals for the stadium as part of the athletics component of the campaign.

The investment required for the initial phase of the Falcon Stadium modernization project totals \$90 million. Philanthropic support through the Air Force Academy Foundation will provide \$35 million as part of the campaign and the remaining \$55 million investment will be financed by Air Force Academy Athletic Corporation revenue.

The new East Club will provide Falcon fans an unmatched setting to enjoy Air Force football, lacrosse and special events. The East Club will enhance the existing east concourse and will feature 1,200 premium seats and a state-of-the-art club level experience. The project includes a modern and efficient entrance, a heritage plaza, open-air hospitality decks, enhanced food and beverage options, updated restrooms, new merchandise area and a ticket office. **(Please turn to page 17-18 for more information)**

### AIR FORCE WITH TWO OR MORE TURNOVERS

- Air Force has won 21 of the last 24 games when forcing two or more turnovers.
- Air Force is 37-6 when forcing two or more turnovers the last nine seasons.
- Air Force is 15-3 on the road, 21-3 at home and 1-0 in neutral site games.

### Current Air Force streak

Year.....	Opponent (# TOs) .....	Result
2023.....	Boise State (2) .....	L 19-27
	UNLV (2) .....	L 27-31
	Navy (2) .....	W 17-6
	Utah State (2) .....	W 39-21
	Robert Morris (2) .....	W 42-7
2022.....	San Diego State (3) .....	W 13-3
	UNLV (4) .....	W 42-7
	Colorado (3) .....	W 41-10
	Northern Iowa (2) .....	W 48-17
2021.....	UNLV (2) .....	W 48-14
	Colorado State (2) .....	W 35-21
	Boise State (2) .....	W 24-17
	Wyoming (2) .....	W 24-14
	New Mexico (3) .....	W 38-10
2020.....	Utah State (2) .....	W 35-7
	New Mexico (2) .....	W 28-0
	Navy (2) .....	W 40-7
2019.....	Wyoming (3) .....	W 20-6
	at Colorado State (2) .....	W 38-21
	at Hawaii (2) .....	W 56-26
	at Navy (3) .....	L 25-34
	Colgate (2) .....	W 48-7
2018.....	Colorado State (2) .....	W 27-19
	New Mexico (2) .....	W 42-24

### BLOCKED KICKS

- Air Force blocked its first kick since 2021 when Trey Taylor blocked a PAT vs. Wyoming.
- Air Force has blocked 44 kicks since 2007 under Troy Calhoun (14 FGs, 20 PATs, 10 punts).
- Air Force has blocked 142 kicks since 1990 when the program began tracking them. The breakdown: 41 field goals, 40 PATs and 61 punts.

### Blocked kicks since 2007

Year	Total	FG	PAT	Punt
2023	1	0	1	0 (Trey Taylor, PAT vs. Wyoming)
2022	0	0	0	0
2021	1	0	1	0
2020	1	1	0	0
2019	4	0	3	1
2018	3	0	1	2
2017	2	0	0	2
2016	3	0	1	2
2015	3	2	1	0
2014	3	1	1	1
2013	6	2	4	0
2012	1	0	1	0
2011	5	2	3	0
2010	4	1	1	2
2009	4	3	1	0
2008	1	0	1	0
2007	2	2	0	0
<b>Total</b>	<b>44</b>	<b>14</b>	<b>20</b>	<b>10</b>

## INSIDE THE NUMBERS

### THIS IS AIR FORCE FOOTBALL

- Air Force has an all-time record of 433-342-13 in 69 seasons of varsity football. The Falcons are 240-134-3 at home, 166-186-6 on the road and 27-22-4 in neutral site games. AFA has played in 30 bowl games and has a 16-13-1 all-time record. Air Force is 219-121-4 all-time in Falcon Stadium.
- Air Force completed its 44th year in a conference in 2023. Air Force has played in the Mountain West Conference since its inception. Prior to 1999, Air Force was a member of the Western Athletic Conference from 1980-98. The school was an independent prior to 1980.
- Air Force is 103-85 as a member of the Mountain West. The Falcons are 179-126 overall since joining the MW in 1999.

### ALL-TIME OVERTIME RESULTS

Air Force is 9-7 overall and 6-3 in conference overtime games. The Falcons are 4-3 at home, 5-3 on the road, and 0-1 in neutral site games.

Year	Game	Result
2021	at Nevada	W 41-39 -- 3 OT
2021	Army (N)	L 14-21 -- OT
2019	at Colorado	W 30-23
2016	Hawaii*	L 27-34
2014	Nevada*	W 45-38
2012	Navy	L 21-28
2011	Navy	W 35-34
2009	at Navy	L 13-16
	at Utah*	L 16-23
2007	TCU*	W 20-17
2003	Utah*	L 43-45 -- 3OT
2002	New Mexico*	W 38-31
2000	at Notre Dame	L 31-34
1997	San Diego State*	W 24-18
1996	at Notre Dame	W 20-17
	at Fresno State*	W 44-38

\* - Conference game

## FALCONS AMONG ELITE ACADEMICALLY

The Air Force football team has established itself among the nation's elite academically. The Falcons ranked eighth nationally in Academic Progress Rate (APR) in 2022 with a score of 992, according to the NCAA's latest multiyear NCAA Division I scores. This season marks the 11th straight year in the top 10. Air Force led the nation in 2019 with a 997 and was second in 2018 with a 993.

The APR provides a real-time look at a team's academic success each semester by tracking the academic progress of each student-athlete on scholarship (recruited and on varsity roster for non-scholarship schools). The APR accounts for eligibility, retention and graduation and provides a measure of each team's academic performance.

### 2021 NCAA APR Scores (FBS)

#	School	APR
1.	Northwestern	996
	Wisconsin	996
3.	Alabama	995
	Clemson	995
	Mississippi	995
6.	Cincinnati	994
7.	Ohio State	993
8.	<b>Air Force</b>	<b>992</b>
	Minnesota	992
	Wake Forest	992

### Air Force APR Scores since 2018

Year	Score	National Rank
2022	992	T8th
2021	994	T5th
2020	995	T3rd
2019	997	1st
2018	993	2nd

## AIR FORCE AT HOME

- Air Force is 76-25 in Falcon Stadium under head coach Troy Calhoun, including a 4-1 mark in 2023.
- Air Force was 6-1 last season to match the program record for wins in a season.
- Air Force had a school-record 15-game winning streak from 2014 to Oct. 22, 2016.
- Air Force went 20-4 at home from 2014-17, posting the most wins in a four-year span, breaking the record of 19 set from 1982-85 and 1998-2001 when the program went 19-4.
- Air Force set a record for the best three-year run from 2014-16 with a 17-1 record, breaking the mark of 15-2 from 1983-85.
- The Falcons have finished undefeated at home six times overall in school history, four coming under Calhoun.

### Year Rec. Notes

2023	4-1	Air Force is 10-2 the last two seasons
2022	6-1	Matched program record for wins with six, fifth time with six under Calhoun
2021	4-2	Air Force .500 or better for 14th time under Calhoun
2020	2-1	Loss came to No. 25 Boise State
2019	6-0	Sixth undefeated season in program history, fourth under Calhoun
2018	4-2	Air Force posts four or more wins for ninth time in 12 seasons
2017	3-3	20 wins over four years is best four-year run in school history
2016	5-1	Air Force went 17-1 in home games from 2014-16
2015	6-0	Fifth 6-0 mark in AF history, third under Calhoun
2014	6-0	Fourth 6-0 mark in AF history, second under Calhoun
2013	2-5	Lone losing record in Calhoun era
2012	5-1	Second-best mark in school history
2011	4-3	Air Force goes 14-5 from 2009-11
2010	5-1	Combined with 2009, 10 wins in two seasons is third-best in AF history
2009	5-1	Second-best mark in school history
2008	3-3	Two losses at the hands of nationally ranked teams
2007	6-0	Just the third undefeated home record in school history
<b>Total</b>	<b>76-25</b>	

## THE RAM-FALCON TROPHY

Air Force and Colorado State compete each year for the Ram-Falcon Trophy. The 2023 season marked the 43rd year of the trophy competition with Air Force holding a 28-15 lead following a 30-13 win in Fort Collins this season. The Falcons have won seven straight trophy titles.

The trophy's origin is tracked back to Shelly Godkin, a former ROTC commander at Colorado State. He watched the teams play in 1978 and sought to translate his impressions into a trophy symbolic of an annual game. The first Ram-Falcon trophy game was in 1980.

## THE KUTER TROPHY

The General Laurence S. Kuter Trophy, named after the first PACAF commander, is a tribute to the friendship between Hawai'i and Air Force and to the cooperation between the people of Hawai'i and their Air Force. The trophy was conceived by the University of Hawai'i, sponsored by the Pacific Air Command, and the Air Force Academy helped design it. The Kuter trophy is presented to the winner of the annual football game between the two schools. Hawai'i has the trophy after a 27-13 win over Air Force Nov. 11.

## AIR FORCE ACADEMY 101

### The Cadet Wing

- To prepare cadets for the life of an officer, the Cadet Wing at the U.S. Air Force Academy simulates the organization of an operational Air Force wing.
- Cadets are responsible for running and operating the wing, which affords them the opportunity to learn how to use a chain of command, how to function as part of various military formations and how military units organize to accomplish collective tasks.
- The wing is led by the Cadet Wing Commander who is the highest-ranking, first-class cadet.
- Within the Cadet Wing, first-class (senior) cadets hold the positions of cadet officers, second-class (junior) cadets act as the cadet non-commissioned officers and third-class (sophomore) cadets represent the cadet junior non-commissioned officers. Fourth-class cadets act as followers and function as cadet Airmen.

### Cadet Squadrons

- The 4,000+ cadets who comprise the Cadet Wing are divided into four groups of 10 squadrons each. Cadets live, eat and take part in military training with their squadrons, which are comprised of roughly even numbers of cadets from all four class years. The squadron is the "home" or "family" for the cadets. Cadets typically forge very close bonds with their squadron-mates.
- When the first class entered the academy in the summer of 1955, they were divided into four squadrons. In the years following, the number of squadrons gradually increased at an average of four to eight per year. By 1970, the size in the cadet wing reached its peak of 40 squadrons. The number of squadrons dipped from 40 to 36 in 1999 but returned to its current strength of 40 squadrons in 2006.
- Air Officers Commanding (AOC) supervise cadets and are located within each group and squadron. These Air Force officers oversee all cadet activities, provide instruction and serve as role models as the cadets experience firsthand the processes of command and organization to accomplish the mission. Academy Military Trainer (AMT) NCOs complement the AOCs and provide an enlisted role model perspective.
- Squadron patches were designed in the early 1960s.



## COMMANDER-IN-CHIEF'S TROPHY

The 2023 season marked the 52nd year of Commander-in-Chief's trophy competition. The trophy goes annually to the winning academy with the best record in the round-robin competition. The winning team goes to the White House to receive the trophy from the President of the United States.

Air Force finished the competition with a 1-1 record. Air Force defeated Navy, 17-6, in Annapolis, Oct. 21. The Falcons lost to Army, 23-3, Nov. 4 at Empower Field at Mile High. Army won this season's title with a 2-0 record.

Team	Record	Titles	Last
Air Force	66-38-0	21	2022
Navy	52-51-1	16	2019
Army	37-66-1	10	2023

### Air Force outright CIC title years:

'82, '83, '85, '87, '89, '90, '91, '92, '94, '95, '97, '98, '99, '00, '01, '02, '10, '11, '14, '16, '22

## AIR FORCE ACADEMY

### Air Force Academy ranks with the best

Air Force had several impressive rankings in the the latest US News & World Report rankings of colleges and universities.

- No. 1 - Undergraduate Management
- No. 1 - Aerospace Engineering
- No. 3 - Top Public Schools
- No. 4 - Electrical Engineering
- No. 6 - Mechanical Engineering
- No. 6 - Undergraduate Engineering

### Air Force Academy Mission

• To educate, train, and inspire men and women to become officers of character, motivated to lead the United States Air Force in service to our Nation.

### Air Force Academy Vision

• The Air Force's premier institution for developing leaders of character.

### General USAFA Information

- USAFA is on 18,500 acres at an average of 7,000 feet above sea level
- USAFA hosts over 1 million visitors per year consisting of tourists, sports fans and family members
- In 1955, Lowry AFB became the temporary site of the Academy; on 29 August 1958, the Academy moved to its current location; in 1959, the first class of 207 graduated
- Perhaps the most notable change in the Academy's history was the admission of women. In 1975, President Ford signed legislation permitting women to enter military academies; the first USAFA class including women graduated in 1980.

### Cadet Wing/Officer Development

- The Cadet Wing consists of approximately 4,300 cadets.
- USAFA hosts an average of 55 international students each year from 25 countries
- Cadets are organized into 40 squadrons, each containing approximately 110 cadets.
- Cadets Squadrons each have one Air Officer Commanding (AOC) and two Academy Military Trainers (AMTs) assigned as permanent party leadership.
- The Academy brings in approx. 1,200 cadets each summer during Basic Cadet Training (BCT). BCT is a 6-week program where cadets transition from civilian to military life.
- More than half of all Academy faculty and staff are currently serving or retired from the military. Exposing cadets to uniformed military and career civil servants enriches their understanding of Air Force careers and imparts the Air Force culture.
- Approximately 800 - 1,000 cadets graduate each year.
- Cadets must participate in an intercollegiate or intramural sport each semester.

### Academics

- 27 academic majors and 11 academic minors.
- All cadets graduate with a Bachelor of Science degree.

## INDIVIDUAL NOTES

### TREY TAYLOR WINS "DEFENDER OF THE NATION" AWARD

Charlotte, N.C. (October 26, 2023) - The Charlotte Touchdown Club announced today U.S. Air Force Academy Safety, Trey Taylor, as recipient of its 2023 Defender of the Nation Award sponsored by Capital Group of Companies.

"The Defender of the Nation Award celebrates our nation's military academies and their many outstanding-student athletes, according to John Rocco, Executive Director of the Charlotte Touchdown Club. Congratulations to Air Force Academy's Trey Taylor on being named this year's Defender of the Nation recipient. We look forward to honoring Trey's achievements on December 4th at the Bronko Nagurski Awards Banquet presented by Coca-Cola Consolidated."

The recipient of The Defender of the Nation Award is selected from one of the nation's nine service academies and senior military institutions as well from top collegiate ROTC programs including Air Force Academy, Auburn University, The Citadel, Coast Guard Academy, Michigan State, University of Mississippi, Naval Academy, Norwich University, University of South Carolina, Texas A&M University, Villanova University, Virginia Tech, VMI, and West Point and is based on exceptional leadership qualities on the field, in the classroom and in the community. The recipient must also exhibit a high standard of integrity by leading through example.

### TREY TAYLOR WINS PAYCOM JIM THORPE AWARD

Air Force senior safety Trey Taylor was named the 2023 Paycom Jim Thorpe Award Winner. The award is given to the top defensive back in college football based on performance on the field, athletic ability and character. Taylor received the 2023 honor on behalf of Oklahoma Sports Hall of Fame and presenting sponsor Paycom.

Taylor is the first-ever Thorpe Award recipient from Air Force and only the second Falcon to win a major college football award, joining Chad Hennings, 1987 Outland Trophy recipient. Taylor led overall ballots as a 47% first place vote favorite with an average rank winning by only .12 to the runner-up in the nationwide voting.

Taylor posted an overall Pro Football Focus grade of 82.6 and was credited with allowing just 18 receptions on 31 targets for an average of 10.1 yards per reception.

Oklahoma Sports Hall of Fame and Paycom will honor Taylor at the 38th Anniversary of the Paycom Jim Thorpe Award Banquet and recognize the 2nd Annual Aeneas Williams Award Winner in Oklahoma City on Feb. 6, 2024.

### TREY TAYLOR EARNS ALL-AMERICAN HONORS FROM ASSOCIATED PRESS/AFCA

Trey Taylor was named third-team All-America by the Associated Press. He is the first Falcon to earn AP All-America honors since Weston Steelhammer in 2016. Taylor was a first-team All-American by the American Football Coaches Association, becoming the program's first first-team All-American since Reggie Rembert earned the AFCA honor in 2010.

### FIRST TIME SUCCESS

Air Force had several players that found huge success with their first-career carry, catch and pass over the last three seasons. The tradition continued against Robert Morris in the season opener when Zac Larrier's first-career completion and Jared Roznos' first-career reception resulted in an 84-yard touchdown.

- Zac Larrier threw an 84-yard touchdown pass vs. Robert Morris this season
- Jared Roznos scored a touchdown on an 84-yard catch vs. Robert Morris this season
- Jalen Johnson scored a touchdown on an 80-yard run vs. Northern Iowa in 2022
- John Lee Eldridge III scored on a touchdown on a 16-yard at Colorado State in 2021

Although it was not the first completion of his career, Ben Brittain's first completion of 2022, his first since 2020, went for an 80-yard touchdown vs. Northern Iowa.

### THE DIESEL STORY

• The Air Force offensive line is nicknamed the Diesel. The background dates back to 2018 when center Christopher Mitchell happened to be walking through the locker room and bumped into tight end Lesley Dalger, who referred to Mitchell as a diesel. The lineman took it and ran with it. The group developed a motto of "It starts with us" meaning that if the offensive line doesn't have a solid game it will be difficult to win. The group takes that mentality to practice every day. They have a blue-collar, bring-your-lunch-pail-to-work mentality. The lineman have hats with a diesel pump and a drop of fuel on the front. Legend has it that they found the hats at a truck stop. The mother of a former Falcon, Wolfgang Rehbock, helped secure 20-25 hats to get it started. Offensive lineman have to earn the hat, but they also give them out to other position players that they feel take on their mentality. There is an official ceremony when a player earns the hat, which is voted on by seniors on the offensive line.

## 79 Hunter Brown

Air Force wore a HB79 sticker on the back of its helmets this year to honor fallen teammate offensive lineman Hunter Brown, who passed away in January after experiencing a medical emergency while leaving his dormitory for class.



## A DAY IN THE LIFE

**Caleb Rillos, Senior, TE**

**Major: Mechanical Engineering**

6:30 a.m.....Wake up  
6:45 a.m.....Morning Formation  
7:00 a.m.....Breakfast  
7:30 a.m.....Mech 491 Robot Design  
8:30 a.m.....Mech 491 Robot Design (2nd hour)  
9:30 a.m.....Mech 460 Exp. Mechanics  
10:30 a.m. ...Mech 460 (2nd hour)  
11:35 a.m. ...Marching / Formation  
11:55 a.m. ...Lunch  
12:45 p.m. ...Mgt 400 Leading Innovation  
1:55 p.m. ....Position Meeting  
2:30 p.m. ....Special Teams Meeting  
3:10 p.m. ....Team Lift  
4:10 p.m. ....Practice  
6:00 p.m. ....Shower and Treatment  
7:15 p.m. ....Dinner and Film  
8:00 p.m. ....Start Homework  
11:00 p.m. ...Bedtime

**Bo Richter, Senior, LB/DL**

**Major: Business Management**

6:30 a.m.....Wake up  
6:45 a.m.....Morning Formation  
7:00 a.m.....Breakfast  
8:30 a.m.....Investments  
9:30 a.m.....Comparative Religion  
10:30 a.m. ...The American Way of War  
11:35 a.m. ...Marching / Formation  
11:50 a.m. ...Lunch  
12:30 p.m. ...Officer Development  
1:00 p.m. ....Tape/Pre-Practice Warmup  
1:40 p.m. ....Position Meeting  
2:30 p.m. ....Special Teams Meeting  
3:10 p.m. ....Team Lift  
4:10 p.m. ....Practice  
6:00 p.m. ....Shower and Treatment  
7:15 p.m. ....Dinner and Film  
8:45 p.m. ....Start Homework  
11:00 p.m. ...Bedtime

**John Lee Eldridge III, Senior, RB**

**Major: Business Management**

6:30 a.m.....Wake up  
6:45 a.m.....Morning Formation  
7:00 a.m.....Breakfast  
7:30 a.m.....Leadership 400z  
8:30 a.m.....Leading Innovation  
9:30 a.m.....Org Development & Change  
10:30 a.m. ...Astro engineering  
11:35 a.m. ...Marching / Formation  
11:50 a.m. ...Lunch  
12:30 p.m. ...Officer Development/tutoring  
1:30 p.m. ....Tape/Pre-Practice Warmup  
1:55 p.m. ....Position Meeting  
2:30 p.m. ....Special Teams Meeting  
3:10 p.m. ....Team Lift  
4:10 p.m. ....Practice  
6:00 p.m. ....Shower and Treatment  
7:15 p.m. ....Dinner and Film  
8:30 p.m. ....Call home/family  
9:00 p.m. ....Start Homework  
12:00 a.m. ...Bedtime

The ceremony is shrouded in secrecy, as the members do not discuss it.

• This season, the Diesel has paved the way for Air Force to rank second nationally in rushing with a 281.5 average. The Falcons are fifth in the nation in time of possession with a 33:18 mark and sixth in fewest sacks allowed with a .85 average. The unit earned Joe Moore Award Midseason Watch List honors.

### ELDRIDGE III TIES CAREER RECORD

Senior RB John Lee Eldridge III finished his career with a school-record-tying 7.5 yards per carry average. He finished third on the team in rushing with 599 yards and six touchdowns on 84 carries. He averaged 7.1 yards per carry.

He opened 2023 rushing for 72 yards on four carries vs. Robert Morris, including a career-long 65 yard run. He posted his fourth career 100-yard game vs. San Jose State with 102 yards and a career-high two touchdowns on 10 carries.

Eldridge III became the 61st player in program history to hit the 1,000-yard mark in his career in the San Jose State game. He ranks 40th in program history with 1,386 yards.

### Air Force Career Rushing Average

# Player (Pos), Years ..... Avg.

1. Mike Brown (HB), 1982-84 ..... 7.5

John Lee Eldridge III (HB), 2021-pres. .... 7.5

3. Tim McVey (RB), 2015-17 ..... 7.2

### DAPORE PLACING HIMSELF AMONG THE BEST

Junior PK Matthew Dapore was on the Lou Groza National Placekicker Award watch list this season. He hit 15-19 field goals and 34-35 extra points this season. He has hit 39-50 field goals in his career and his .780 percentage ranks sixth in Air Force history. He is sixth in program history in career field goals made with 39. He was a semifinalist for the Groza Award in 2022.

### BEST FIELD GOAL PERCENTAGE

(At least 10 attempts)

# Player, Years (FG-A) ..... Pct.

1. Will Conant, 2013-14 (30-34) ..... 882

2. Jake Koehnke, 2018-19 (22-25) ..... 880

3. Luke Strebel, 2015-17 (41-48) ..... 854

4. Jackson Whiting, 1998-99 (19-23) ..... 826

5. Joe Wood, 1989-91 (39-49) ..... 796

6. Matthew Dapore, 2021-pres. (39-50) ..... 780

7. Ryan Harrison, 2007-08 (43-56) ..... 768

8. David Adams 1998-00 (26-34) ..... 764

9. Carlos Mateos, 1984 (12-16) ..... 750

10. Joey Ashcroft, 2001-03 (29-39) ..... 744

### RILLOS NATIONAL FOOTBALL FOUNDATION WILLIAM V. CAMPBELL SEMIFINALIST

Senior tight end Caleb Rillos was a semifinalist for the National Football Foundation's William V. Campbell Trophy, which goes annually to college football's top student-athlete. Known as the "Academic Heisman," the trophy goes to the player who has demonstrated outstanding athletic ability, exemplary leadership on the field, in the classroom and the community.

Rillos has a 3.8 cumulative grade point average and a 3.84 core GPA. He is ranked in the top 100 of his class of over 1,100. He is a two-time academic all-Mountain West selection and two-time Mountain West scholar-athlete. He is active in his local community with Fellowship of Christian Athletes, Salvation Army, Operation Christmas Child and the National Honor Society. He is majoring in mechanical engineering.

### EMMANUEL MICHEL OFF AND RUNNING

Senior FB Emmanuel Michel led the team in rushing with 950 yards and 11 touchdowns. He was fifth in the Mountain West in rushing with an 86.4 average, ninth in yards per carry with a 4.66 average and fifth in rushing touchdowns with 11. Michel earned second-team all-MW honors.

Michel closed the season with the best performance of his career, rushing for an Air Force bowl game record 203 yards and two touchdowns on a career-high 35 carries. He also had a season-long 54-yard run on Air Force's first offensive play. Michel was named the bowl's most valuable player.

He rushed for 130 yards and a touchdown on 20 carries at Colorado State, including a long run of 53 yards. He rushed for 106 yards and three touchdowns vs. Utah State and was Mountain West Offensive Player of the Week. He added 33 carries for 148 yards and a career-high three scores at San Jose State. He had 78 yards and two touchdowns vs. San Diego State. Michel became the 62nd player in program history to top the 1,000-yard mark for his career at SJSU. He ranks 27th overall with 1,615 yards.

## A DAY IN THE LIFE

**Johnathan Youngblood, Senior, ILB**

**Major: Management**

6:30 a.m. .... Wake up

6:45 a.m. .... Morning Formation

7:00 a.m. .... Breakfast

7:30 a.m. .... Astronautical Engineering

8:30 a.m. .... Ops and Project Management

9:30 a.m. .... Strategic Mgt (1st hour)

10:30 a.m. .... Strategic Mgt (2nd hour)

11:35 a.m. .... Marching / Formation

11:50 a.m. .... Lunch

12:30 p.m. .... Officer Development

1:00 p.m. .... Tape/Pre-Practice Warmup

1:40 p.m. .... Position Meeting

2:30 p.m. .... Special Teams Meeting

3:10 p.m. .... Team Lift

4:10 p.m. .... Practice

6:00 p.m. .... Shower and Treatment

7:15 p.m. .... Dinner and Film

8:10 p.m. .... Start Homework

12:00 a.m. .... Bedtime

**Thor Paglialong, Senior, OL**

**Major: Management**

6:30 a.m. .... Wake up

6:45 a.m. .... Morning Formation

7:00 a.m. .... Breakfast

7:30 a.m. .... Introduction to Astronautics

8:30 a.m. .... Investments

9:30 a.m. .... Philosophy

10:30 a.m. .... Business Ethics

11:35 a.m. .... Marching / Formation

11:55 a.m. .... Lunch

12:30 p.m. .... Officer Development

1:00 p.m. .... Tape/Pre-Practice Warmup

1:55 p.m. .... Position Meeting

2:40 p.m. .... Special Teams Meeting

3:15 p.m. .... Team Lift

4:10 p.m. .... Practice

6:15 p.m. .... Shower and Treatment

7:15 p.m. .... Dinner and Film

8:00 p.m. .... Start Homework

11:00 p.m. .... Bedtime

**Trey Taylor, Senior, Safety**

**Major: Management**

6:30 a.m. .... Wake up

6:45 a.m. .... Morning Formation

7:00 a.m. .... Breakfast

7:30 a.m. .... Free Period

8:30 a.m. .... Astronautical Engineering

9:30 a.m. .... Philosophy

10:30 a.m. .... Business Ethics

11:35 a.m. .... Marching / Formation

11:50 a.m. .... Lunch

12:30 p.m. .... Officer Development

1:00 p.m. .... Tape/Pre-Practice Warmup

1:55 p.m. .... Position Meeting

2:40 p.m. .... Special Teams Meeting

3:10 p.m. .... Team Lift

4:10 p.m. .... Practice

6:20 p.m. .... Shower and Treatment

7:15 p.m. .... Dinner and Film

8:10 p.m. .... Start Homework

11:00 p.m. .... Bedtime

## LARRIER TIES SCHOOL RECORD

Senior QB Zac Larrier earned the starting nod this season and recorded a 9-2 record in his 11 starts. Larrier won his first eight starts which ties a program record, matching Rich Mayo (1958) and Bob Parker (1970), who each won their first eight starts. Larrier finished second on the team in rushing with 605 yards and six touchdowns on 142 carries. He has hit 40-67 passes for 789 yards and seven touchdowns and had a 1867.1 quarterback efficiency rating, which is the second-best single season mark in program history. Larrier set a pair of school records with his 94-yard touchdown pass to Dane Kinamon at Navy. He set a new program record for longest pass, breaking the mark of 92 yards by Haaziq Daniels vs. Colorado State in 2021. The score tied as the longest play from scrimmage in program history, matching the 94-yard run by Daniels vs. Florida Atlantic in 2021. Larrier was named Mountain West Offensive Player of the Week for his performance in Air Force's 49-10 win over San Diego State, in addition to earning the Davey O'Brien Award honors list. Larrier rushed for a then-career-high 103 yards on just eight carries to record the first 100-yard game of his career. He recorded a career-long run of 41 yards, in addition to the second-longest run of his career which was 34 yards. Larrier recorded then-career highs in every passing category, hitting six of seven passes for 189 yards and two touchdowns. His completions, attempts, yards and touchdowns were all career highs at the time. Larrier's career-high 292 yards of total offense are the most by a Falcon since 2019.

### Most consecutive QB wins to start a career in Air Force history

#	Player, Years	Wins
1.	Zac Larrier, 2023	8
	Rich Mayo, 1958	8
	Bob Parker, 1970	8

### Air Force Single-Season Quarterback Efficiency Rating

#	Player, Year	Rating
1.	Arion Worthman, 2016	200.16
2.	Zac Larrier, 2023	187.10
3.	Donald Hammond III, 2019	177.88
4.	Connor Dietz, 2012	165.23
5.	Blane Morgan, 1998	162.60

## LARRIER NAMED TO DAVEY O'BRIEN AWARD CLASS OF 2023

Air Force senior quarterback Zac Larrier was named to the 35-member Davey O'Brien Foundation Class of 23. All 10 FBS conferences as well as one football independent are represented on the list. The Pac-12 and SEC lead the way with six honorees apiece.

## ROZNOS SETS PROGRAM RECORD FOR YARDS PER CATCH

Junior WR Jared Roznos led the team in receiving with 12 catches for 374 yards and three touchdowns with a long of 84 yards. He had at least one catch in eight games and averaged an Air Force single-season record 31.2 yards per catch, breaking the record of 30.0 set by Brandon Lewis in 2021.

Roznos made the most of his first-career start in the Robert Morris game, hauling in an 84-yard touchdown pass for the first catch of his career. The 84-yard reception is sixth-longest in school history. He finished with two catches for 95 yards, an average of 47.5 yards per catch. He added a 49-yard catch vs. Utah State. He had two catches for 79 yards and a touchdown vs. San Diego State. He added a career-high three catches for 34 yards against Wyoming.

## MOCK AMONG THE LEADERS

Air Force senior ILB Alec Mock led the Falcons in tackles with 93 and solo stops with 53. He was second on the team in forced fumbles with two. He also had 5.0 tackles for loss for 25 yards and 2.0 sacks for 14 yards. Mock had four 10-plus tackle performances this season, recording a season-best 11 tackles each vs. Sam Houston and Utah State. He had 10 tackles vs. Wyoming and at Hawaii.

## RAMSEY LEADING THE WAY

Senior DE PJ Ramsey was a disruptive force on the Air Force defense. He finished second on the team in sacks with 7.5 for 37 yards which ranked fifth in the MW and 47th nationally. He was second on the team in tackles for loss with 11.5 for 54 yards. He had a sack and tackle for loss in nine of 13 games overall. Ramsey was a first-team all-MW selection.

## RICHTER WRECKING THINGS

Senior OLB Bo Richter was a force on the Air Force defense this season. Richter led the Mountain West and ranked sixth nationally in tackles for loss with 19.5 for 116 yards, an average of 1.5 per game. He ranked third in the MW and 11th nationally in sacks with 10.0 for 95 yards, an average of .77 per game. His 19.5 tackles for loss rank 10th in Air Force history for a season and are the most since Chris Gizzi had 21.0 in 1997. His 10 sacks tied for fifth-most in a season at Air Force and the most since 1994, when Johnny Harrison had 12. Richter had a tackle for loss in 11 of 13 overall.

## GAME CAPTAINS

### Robert Morris

Thor Paglialong (OC), Bo Richter (OLB), Trey Taylor (DB), Camby Goff (DB)

### Sam Houston

Thor Paglialong (OC), Wesley Ndago (OL), Jayden Goodwin (DB), Trey Taylor (DB)

### Utah State ...

Thor Paglialong (OC), Bo Richter (OLB), PJ Ramsey (DE), Trey Taylor (DB)

### San Jose State

Thor Paglialong (OC), Ethan Jackman (OL), Alec Mock (ILB), Trey Taylor (DB)

### San Diego State

Thor Paglialong (OC), Trey Taylor (DB), Bo Richter (OLB), Johnathan Youngblood (LB)

### Wyoming

Thor Paglialong (OC), Adam Karas (OL), Trey Taylor (DB), Bo Richter (OLB)

### Navy

Thor Paglialong (OC), Adam Karas (OL), Trey Taylor (DB), Bo Richter (OLB)

### Colorado State

Thor Paglialong (OC), Adam Karas (OL), Trey Taylor (DB), Caleb Rillos (TE)

### Army

Thor Paglialong (OC), Dane Kinamon (WR), Trey Taylor (DB), Bo Richter (OLB)

### Hawaii

Thor Paglialong (OC), PJ Ramsey (DL), Trey Taylor (DB), Bo Richter (OLB)

### UNLV

Thor Paglialong (OC), Johnathan Youngblood (DL), Trey Taylor (DB), Bo Richter (OLB)

### Boise State

Thor Paglialong (OC), Trey Taylor (DB)

### James Madison

Thor Paglialong (OC), Zac Larrier (QB), Trey Taylor (DB), Bo Richter (OLB)



Richter closed the season with the best performance of his career, recording Air Force bowl game records of 4.5 tackles for loss, 3.0 sacks and 4 quarterback hurries. He also forced a fumble.

### SEVEN EARN ALL-MOUNTAIN WEST HONORS

Air Force placed seven players on the all-Mountain West football teams. Senior offensive lineman Thor Paglialong, along with defensive lineman PJ Ramsey, outside linebacker Bo Richter and safety Trey Taylor were all named first-team all-Mountain West.

Seniors Emmanuel Michel (fullback), Adam Karas (offensive lineman) and Alec Mock (inside linebacker) were named second-team all-MW. Junior kicker Matthew Dapore, senior safety Jayden Goodwin and senior quarterback Zac Larrier all earned honorable mention honors. Air Force's seven first- and second-team selections is the most since 2009.

**First team:** OL, Thor Paglialong; DL, PJ Ramsey; LB, Bo Richter; DB, Trey Taylor

**Second team:** RB, Emmanuel Michel; OL, Adam Karas; LB, Alec Mock

**Honorable Mention:** PK, Matthew Dapore; DB, Jayden Goodwin; QB, Zac Larrier

### AIR FORCE PLACED SEVEN ON ALL-COLORADO TEAM

Air Force placed seven players on the National Football Foundation, Colorado Chapter All-Colorado team. Senior offensive lineman Thor Paglialong and Adam Karas, along with senior outside linebacker Bo Richter and senior safety Trey Taylor were all named to the first team. Seniors Emmanuel Michel (FB), PJ Ramsey (DL) and Alec Mock (ILB) were all named to the second team.

### MICHEL, RICHTER NAMED TO A.P. ALL-BOWL TEAM

Air Force senior fullback Emmanuel Michel and senior outside linebacker Bo Richter were each named to the Associated Press All-Bowl team.

Michel rushed for an Air Force bowl record 203 yards and tied a program bowl record with two touchdowns on a career-high 35 carries. His 203 yards were the third most during the bowl season and he was one of just three players to hit the 200-yard mark. Michel was named the game's most valuable player.

Richter recorded five total tackles and set Air Force bowl records with career highs of 4.5 tackles for loss and 3.0 quarterback sacks. He also had four quarterback hurries and forced a fumble. He helped the defense hold James Madison to just 26 yards rushing on 19 carries.

### AIR FORCE INDIVIDUAL HONORS

• **4 - Emmanuel Michel, Senior, FB** - Mountain West Offensive Player of the Week vs. Utah State ... Doak Walker Award honorable mention vs. San Jose State ... second-team all-MW... second-team all-Colorado by National Football Foundation, Colorado Chapter ... named to the Associated Press All-Bowl Team

• **7 - Trey Taylor, Senior, DB** - Preseason all-Mountain West by league's media ... Athlon preseason second-team all-Mountain West ... Phil Steele's Magazine preseason first-team all-Mountain West ... Sports Info Solutions preseason first-team all-Mountain West ... Bronko Nagurski Watch List ... Jim Thorpe Watch List ... Chuck Bednarik Watch List ... Senior Bowl Watch List ... Mountain West Defensive Player of the Week vs. Wyoming ... Frisco Bowl Defensive Player of the Week vs. Wyoming ... Named the Defender of the Year by the Charlotte Touchdown Club ... Winner of the Paycom Jim Thorpe Award ... First-team all-MW ... College Football Network honorable mention All-American ... Third-team All-America by Associated Press...first-team all-Colorado by National Football Foundation, Colorado Chapter ... ESPN second-team All-American ... FOX Sports second-team All-American

• **8 - Bo Richter, Senior, LB/DL** - Athlon preseason fourth-team all-Mountain West ... Phil Steele's Magazine preseason second-team all-Mountain West ... First-team all-MW...first-team all-Colorado by National Football Foundation, Colorado Chapter ... named to the Associated Press All-Bowl Team

• **9 - Zac Larrier, Senior, QB** - Mountain West Offensive Player of the Week vs. San Diego State ... Davey O'Brien Award honors vs. San Diego State ... Davey O'Brien Award Midseason Watch List ... Named to the Davey O'Brien Award Class of 23 ... Honorable mention all-MW

• **11 - Camby Goff, Senior, SPUR** - Athlon preseason second-team all-Mountain West ... Phil Steele's Magazine preseason second-team all-Mountain West

• **13 - PJ Ramsey, Senior, DL** - First-team all-Mountain West ... second-team all-Colorado by National Football Foundation, Colorado Chapter

• **16 - Jayden Goodwin, Senior, DB** - Athlon preseason third-team all-Mountain West ... Sports Info Solutions preseason first-team all-Mountain West ... Honorable mention all-MW

• **24 - John Lee Eldridge III, Senior, RB** - Preseason all-Mountain West by league's media... Athlon preseason second-team all-Mountain West ... Phil Steele's Magazine preseason third-team all-Mountain West ... Sports Info Solutions preseason first-team all-Mountain West

• **40 - Alec Mock, Senior, ILB** - HERO Group of 5 preseason second-team All-American ... Athlon preseason first-team all-Mountain West ... Sports Info Solutions preseason first-team all-Mountain West ... Mountain West Defensive Player of the Week vs. Sam Houston ... Frisco Bowl Defensive Player of the Week vs. Sam Houston ... Second-team all-MW ... second-team all-Colorado by National Football Foundation, Colorado Chapter

• **43 - Matthew Dapore, Junior, PK** - Lou Groza National Placekicker Award watch list ...

## MW PLAYER OF THE WEEK

Air Force Mountain West Player of the Week honors in 2023 follow below.

### Offensive Player of the Week

2023 - Emmanuel Michel vs. Utah State (9/15)

2023 - Zac Larrier vs. San Diego State (9/30)

### Defensive Player of the Week

2023 - Alec Mock vs. Sam Houston (9/9)

2023 - Trey Taylor vs. Wyoming (10-14)

### Special Teams Player of the Week

2023 - Matthew Dapore vs. Sam Houston (9/9)

## NATIONAL AWARDS

### Thor Paglialong, Senior, OC

• **Outland Trophy** goes to the nation's top interior lineman.

• **Lombardi Award** goes to the top offensive or defensive lineman.

### Trey Taylor, Senior, Safety

• **Bronko Nagurski Trophy** goes to the nation's most outstanding defensive player.

• **Jim Thorpe Award** winner, goes to the nation's top defensive back.

• **Defender of the Nation Award** winner, goes to the nation's top defensive player from a military school.

• **Chuck Bednarik Award** is presented to the outstanding defensive player in college football.

• **Senior Bowl Watch List** is the premier all-star game for seniors and first stage in the NFL Draft process. The game is played Saturday, Feb. 3, 2024, in Mobile, Ala.

### Matthew Dapore, Junior, PK

• **Lou Groza Collegiate Place-Kicker Award** goes to the nation's best kicker.

### Zac Larrier, Senior, QB

• **Davey O'Brien Award Midseason Watch List** goes to the nation's top interior lineman.

• **Davey O'Brien Award Class of 2023** goes to the nation's top interior lineman.

Mountain West Special Teams Player of the Week vs. Sam Houston ... Honorable mention all-MW

• **48 - Jayden Thiergood, Senior, DL** - Athlon preseason second-team all-Mountain West ... Phil Steele's Magazine preseason second-team all-Mountain West ... Phil Steele's Magazine preseason third-team all-Mountain West

• **59 - Adam Karas, Senior, OL** - Phil Steele's Magazine preseason second-team all-Mountain West ... Sports Info Solutions preseason first-team all-Mountain West ... Lombardi Award Midseason Watch List ... Second-team all-MW...first-team all-Colorado by National Football Foundation, Colorado Chapter

• **68 - Thor Paglialong, Senior, OL** - Preseason all-Mountain West by league's media ... Athlon preseason first-team all-Mountain West ... Phil Steele's Magazine preseason second-team all-Mountain West ... Sports Info Solutions preseason first-team all-Mountain West ... Outland Trophy Watch List ... Lombardi Award Watch List ... First-team all-MW ... first-team all-Colorado by National Football Foundation, Colorado Chapter

• **69 - Wesley Ndago, Senior, OL** Athlon preseason second-team all-Mountain West ... Phil Steele's Magazine preseason third-team all-Mountain West

• **96 - Payton Zdroik, Senior, DL** - Preseason all-Mountain West by league's media ... HERO Group of 5 preseason first-team All-America ... Athlon preseason first-team all-Mountain West ... Sports Info Solutions preseason first-team all-Mountain West

• **96 - Reagan Tubbs, Sophomore, PK** - College Football Network honorable mention All-American as a kickoff specialist.

## AIR FORCE PICKED SECOND IN MOUNTAIN WEST

Air Force was picked to finish second in the preseason football poll. The Falcons received 364 total points and two first-place votes. Boise State was picked to finish first, receiving 433 points and a league-high 28 first-place votes. Fresno State was selected third with 351 points and five first-place votes. San Diego State was fourth with 338 points and one first-place vote while San Jose State was fifth with 293 points. This season is the first without division since 2012.

Air Force had four players earn preseason all-Mountain West honors. Senior offensive lineman Thor Paglialong and senior running back John Lee Eldridge III earned first-team offensive honors. Junior nose guard Payton Zdroik and senior safety Trey Taylor each earned first-team defensive honors.

### 2023 Mountain West Predicted Order of Finish

#	Team (first-place votes) ... Points
1.	Boise State (28) ..... 433
2.	<b>Air Force (2) ..... 364</b>
3.	Fresno State (5) ..... 351
4.	San Diego State (1) ..... 338
5.	San José State ..... 293
6.	Wyoming ..... 281
7.	Colorado State ..... 201
8.	Utah State ..... 194
9.	UNLV (1) ..... 177
10.	Hawai'i ..... 102
11.	Nevada ..... 92
12.	New Mexico ..... 60

### Air Force poll history

Year	Sel (Finish)	Year	Sel (Finish)
1999	2nd (7th)	2012	6th (4th)
2000	4th (2nd)	2013*	3rd (6th)
2001	5th (T5th)	2014*	6th (4th)
2002	5th (3rd)	2015*	4th (1st)
2003	3rd (T4th)	2016*	2nd (4th)
2004	7th (4th)	2017*	4th (4th)
2005	7th (7th)	2018*	5th (4th)
2006	7th (T6th)	2019*	3rd (2nd)
2007	7th (2nd)	2020*	3rd (5th)
2008	6th (4th)	2021*	3rd (2nd)
2009	4th (4th)	2022*	2nd (T2nd)
2010	4th (4th)	2023	2nd (T4th)
2011	3rd (5th)		

\* - Division Selection

• This season marks the second straight season and fourth overall that Air Force has been picked second. The Falcons finished second or better once in the previous three years when picked second.

• Air Force has finished even or higher than selected 18 times, including 11 times higher, in the 24 previous years in the conference.

## CHARTING THE FALCONS ON CAREER LISTS

### RUSHING YARDAGE

#### (All 1,000-yard efforts listed)

1. Dee Dowis (QB), 1986-89 .....	3,612
2. Asher Clark (RB) 2008-11 .....	3,594
3. Brad Roberts (FB), 2020-22 .....	3,541
4. Beau Morgan (QB), 1994-96 .....	3,379
5. Jacobi Owens (RB), 2014-16 .....	3,005
6. John Kershner (FB), 1980-83 .....	2,726
7. Chad Hall (TB/WR), 2005-07 .....	2,606
8. Shaun Carney (QB), 2004-07 .....	2,561
9. Chance Harridge (QB), 2001-03 .....	2,324
10. Pat Evans (FB), 1984-86 .....	2,284
Brian Bream (TB), 1969-71 .....	2,284
12. Greg Johnson (HB), 1986-89 .....	1,993
13. Tim Jefferson (QB) 2008-11 .....	1,988
14. Jared Tew (FB) 2008-10 .....	1,897
15. Tim McVey (RB), 2015-17 .....	1,890
16. Marty Louthan (QB), 1980-83 .....	1,860
17. Kadin Remsberg (TB), 2018-20 .....	1,779
18. Jason Jones (FB), 1989-91 .....	1,762
19. Rodney Lewis (FB), 1987-90 .....	1,760
20. Haaziq Daniels (QB), 2020-22 .....	1,723
21. Rob Perez (QB), 1990-91 .....	1,702
22. Andy Smith (FB), 1986-88 .....	1,686
23. Bart Weiss (QB), 1983-85 .....	1,677
24. Mike Brown (RB), 1982-84 .....	1,638
25. Terry Isaacson (QB), 1961-63 .....	1,633
26. Ken Wood (TB), 1974-76 .....	1,630
27. <b>Emmanuel Michel (FB), 2021-pres. ... 1,629</b>	
28. Arion Worthman (QB), 2016-18 .....	1,593
29. Shelby Ball (TB), 1976-79 .....	1,551
30. Darnell Stephens (HB), 2002-04 .....	1,537
31. Mike Thiessen (QB), 1998-00 .....	1,534
32. Cody Getz (TB), 2009-12 .....	1,534
33. Anthony Butler (HB), 2001-04 .....	1,525
34. Taven Birdow (FB), 2017-19 .....	1,489
35. Jake Campbell (HB), 1993-95 .....	1,478
36. Leotis Palmer (HB), 1999-02 .....	1,470
37. D.J. Johnson (FB), 2014-16 .....	1,449
38. Qualario Brown (HB), 1997-00 .....	1,406
39. Scotty McKay (HB), 1998-00 .....	1,400
40. <b>John Lee Eldridge III (HB), 2021-pres. ... 1,386</b>	
41. Mike Quinlan (HB), 1958-60 .....	1,371
42. Spanky Gilliam (FB), 1996-98 .....	1,354
43. Connor Dietz (QB), 2009-12 .....	1,347
44. Larry Thomson (FB), 1956-58 .....	1,347
45. Jody Simmons (RB), 1982-84 .....	1,336
46. Shane Davern (FB), 2015-16 .....	1,311
47. Nakia Addison (FB), 1994-96 .....	1,296
48. Ted Sundquist (FB), 1980-83 .....	1,289
49. Wayne Young (RB), 1990-93 .....	1,261
50. Jacobe Kendrick (FB), 2003-06 .....	1,252
51. Keith Boyea (QB), 2000-01 .....	1,242
52. Johnny Smith (FB), 1984-86 .....	1,233
53. Albert Booker (RB), 1986-88 .....	1,225
54. Anthony Roberson (RB), 1987-88 .....	1,145
55. Jon Lee (TB), 2011-14 .....	1,135
56. Blane Morgan (QB), 1996-98 .....	1,129
57. Obasi Onuoha (RB), 1990-93 .....	1,114
58. Curtis Martin (HB), 1968-70 .....	1,091
59. Bill Berry (FB), 1971-73 .....	1,074
60. Anthony LaCoste (TB), 2010-13 .....	1,055
60. Cole Fagan (FB), 2017-18 .....	1,024
61. Joel Carlson (TB), 1970-72 .....	1,005

### BEST RUSHING AVERAGE

#### (Min. 75 attempts)

1. <b>John Lee Eldridge III (HB), 2021-pres. .... 7.5</b>	
Mike Brown (HB), 1982-84 .....	7.5
3. Tim McVey (RB), 2015-17 .....	7.2
4. Ronald Cleveland (WR), 2016-18 .....	7.1
Antoine Banks (HB), 1990-92 .....	7.1
6. Anthony LaCoste (TB), 2010-13 .....	7.0
7. Dee Dowis (QB), 1986-89 .....	6.7
8. Jon Lee (TB), 2011-14 .....	6.6
Tobin Ruff (HB), 1994-97 .....	6.6
Jake Campbell (HB), 1993-95 .....	6.6

### MOST POINTS

#### (All Players with 200 listed)

1. Luke Strebel (PK), 2015-17 .....	254
2. Beau Morgan (QB), 1994-96 .....	252
3. Dee Dowis (QB), 1986-89 .....	252
4. Sean Pavlich (PK), 1980-83 .....	237
5. Dave Lawson (PK), 1972-75 .....	231
6. Greg Johnson (HB), 1986-89 .....	226
7. Joe Wood (HB), 1989-91 .....	221
8. <b>Matthew Dapore (PK), 2021-pres. .... 218</b>	
9. Brad Roberts (FB), 2020-22 .....	210
Chance Harridge (QB), 2001-03 .....	210

### MOST EXTRA POINT ATTEMPTS

1. Luke Strebel, 2015-17 .....	131
2. Sean Pavlich, 1980-83 .....	118
3. Joe Wood, 1989-91 .....	108
4. <b>Matthew Dapore, 2021-pres. .... 105</b>	
5. Parker Herrington, 2011-12 .....	95
6. Jake Koehnke, 2018-19 .....	88
7. Dave Lawson, 1972-75 .....	87
8. Erik Soderberg, 2009-11 .....	86
9. Will Conant, 2013-14 .....	83
10. Ryan Harrison, 2007-08 .....	82

### MOST EXTRA POINTS MADE

1. Luke Strebel, 2015-17 .....	131
2. Sean Pavlich, 1980-83 .....	111
3. Joe Wood, 1989-91 .....	104
4. <b>Matthew Dapore, 2021-pres. .... 102</b>	
5. Parker Herrington, 2011-12 .....	91
6. Jake Koehnke, 2018-19 .....	83
7. Erik Soderberg, 2009-11 .....	82
8. Will Conant, 2013-14 .....	81
9. Ryan Harrison, 2007-08 .....	80
10. Jackson Whiting, 1998-99 .....	79

### BEST PAT KICKING CONVERSION PCT

1. Luke Strebel, 2015-17 (131-131) ....	1.000
Tom Ruby, 1984-85 (57-57) .....	1.000
Chris Blasy, 1986-87 (22-22) .....	1.000
Anthony Rodriguez, 2021-22 (22-22) ....	1.000
Tevye Schuettelpelz-Rohl (16-16) .....	1.000
6. Jackson Whiting, 1998-99 (79-80) ....	.987
7. Will Conant, 2013-14 (81-83) .....	.976
Ryan Harrison, 2007-08 (80-82) .....	.976
9. Steve Yarbrough, 1987-88 (77-79) .....	.975
10. <b>Matthew Dapore, 2021-pres (102-105) ..</b>	<b>.971</b>

### FIELD GOAL ATTEMPTS

1. Dave Lawson, 1972-75 .....	95
2. Sean Pavlich, 1980-83 .....	58
3. Ryan Harrison, 2007-08 .....	56
4. Dennis Leuthauser, 1967-69 .....	50
<b>Matthew Dapore, 2021-pres. .... 50</b>	
6. Joe Wood, 1989-91 .....	49
7. Luke Strebel, 2015-17 .....	48
8. Erik Soderberg, 2009-11 .....	40
Jim Sturch, 1978-79 .....	40
10. Joey Ashcroft, 2001-03 .....	39

### FIELD GOALS MADE

1. Dave Lawson, 1972-75 .....	51
2. Ryan Harrison, 2007-08 .....	43
3. Sean Pavlich, 1980-83 .....	42
4. Luke Strebel, 2015-17 .....	41
5. Joe Wood, 1989-91 .....	39
<b>Matthew Dapore, 2021-pres. .... 39</b>	
7. Will Conant, 2013-14 .....	30
8. Joey Ashcroft, 2001-03 .....	29
9. Erik Soderberg, 2009-11 .....	27
Dennis Leuthauser, 1967-69 .....	27

### BEST FIELD GOAL PERCENTAGE

#### (At least 10 attempts)

1. Will Conant, 2013-14 (30-34) .....	.882
2. Jake Koehnke, 2018-19 (22-25) .....	.880
3. Luke Strebel, 2015-17 (41-48) .....	.854
4. Jackson Whiting, 1998-99 (19-23) ....	.826
5. Joe Wood, 1989-91 (39-49) .....	.796
6. <b>Matthew Dapore, 2021-pres. (39-50) ... .780</b>	
7. Ryan Harrison, 2007-08 (43-56) .....	.768
8. David Adams 1998-00 (26-34) .....	.764
9. Carlos Mateos, 1984 (12-16) .....	.750
10. Joey Ashcroft, 2001-03 (29-39) .....	.744

## AIR FORCE FOOTBALL TO HONOR DOOLITTLE RAIDERS

Air Force football honored the Doolittle Raiders with the 2023 edition of the Air Power Legacy Series uniforms. The Falcons wore the uniform for the Navy game Oct. 21 in Annapolis, Md., and again at Hawaii, Nov. 11.

The Doolittle Raiders were 80 pilots and crew of 16 B-25B Mitchell bombers who launched the Doolittle Raid April 18, 1942. Led by United States Army Air Force Lt. Col. James H. "Jimmy" Doolittle, the Raiders bombed selected targets in the Japanese capital of Tokyo and other military locations on the Japanese homeland. Planning for the Doolittle Raid began in January 1942, in response to the Dec. 7, 1941, attack on Pearl Harbor. The plan featured 16 B-25B medium bombers, each with a crew of five, launched from the U.S. Navy aircraft carrier, USS Hornet (CV-8). Running low on fuel after the bombing, the Raiders had to ditch their planes at sea, bail out, or crash land in China. Most of the Doolittle Raiders safely reached friendly forces and return to action. Lt. Col. Richard "Dick" Cole, Doolittle's co-pilot in the lead B-25 during the mission and last surviving member of the Doolittle Raiders, passed away at the age of 103 April 9, 2019.

The jersey features letters and numbers of steel and rivets like on the B-25 aircraft the Raiders flew in the mission. The right chest lists tail numbers of the aircraft that flew the mission. The left sleeve features the squadron patch of the Raiders, which was created and graciously permitted for use by the Doolittle Tokyo Raiders Association. The back nameplate says Doolittle Raiders. The pants feature the roundel logo on the left front, which includes the star that appeared on the B-25 aircraft. The Raiders mantra, Ever into Peril, appears down the right side of the pants, while Toujours au Danger is on the left leg, which is Ever into Peril in French. The chrome helmet features the B-25 on the front bumper while the back bumper has the nicknames of the planes. Not every helmet will have a nickname, as only nine of the 16 planes had nicknames. Those unnamed aircraft will be represented with the name Doolittle. The right of the helmet features an image of a B-25 while the left has the Raiders patch from the jersey.

### Doolittle Plane Nicknames

#### Serial Number -- Nickname

40-2270 -- Whiskey Pete  
40-2298 -- The Green Hornet  
40-2261 -- The Ruptured Duck  
40-2303 -- Whirling Dervish  
40-2249 -- Hari Kari-er  
40-2278 -- Fickle Finger of Fate  
40-2247 -- The Avenger  
40-2267 -- TNT  
40-2268 -- Bat Out of Hell

The following planes did not have nicknames: 40-2344, 40-2292, 40-2282, 40-2283, 40-2242, 40-2250, 40-2297



**Note:** Thank you to The National Museum of World War II Aviation who was kind enough to supply the B-25 used in the uniform photos.

### Air Power Legacy Series History

- The Air Power Legacy Series began in the 2016 season with the football team wearing an alternate uniform to celebrate the Tiger Shark teeth nose-art which has been represented on multiple Air Force aircraft dating back to World War II.
- While 2016 focused on the past, the Falcons honored the present, and future, of air power in 2017 with the F-35 theme.
- The team honored the AC-130 in 2018.
- Air Force honored the C-17, a large military transport in 2019.
- The Falcons honored the Tuskegee Airmen with the 2020 edition.
- The 2021 edition honored the B-52 Stratofortress.
- The 2022 edition honored the Space Force, which the U.S. Air Force Academy sends about 100 graduates to each year.



## 2023 APLS PHOTO GALLERY







# FALCON STADIUM

E A S T C L U B

## CONSTRUCTION





## IMPROVEMENTS OVERVIEW

The new East Club will provide Falcon Fans an unmatched setting to take in football, lacrosse and special events. The new East Club will replace the existing east concourse featuring state-of-the-art amenities with endzone to endzone viewing and enhanced entertainment opportunities for special events, corporate, and group gatherings.

Additional highlights include new concessions, bathrooms and amenities for the entire east concourse of Falcon Stadium, new merchandise areas and will call windows, and improved accessibility and ADA seating.



## RENDERINGS



## PREMIUM SEATING OPTIONS

The new East Club will have four different indoor seat offerings, all with full club access, along with two open-air hospitality decks. In total more than 1,200 new premium seats will be added to Falcon Stadium.

**NO. 1** *LIVING ROOM LOGE*

**NO. 2** *STANDARD LOGE*

**NO. 3** *PREMIUM CLUB SEATS*

**NO. 4** *STANDARD CLUB SEATS*

**NO. 5** *OUTDOOR CHAIRBACK SEATS*



Interested in being an inaugural member of the East Club for the 2024 season? Utilize the QR Code to be one of the first to receive project updates and additional information!

More Questions? Visit **FalconAthleticFund.com** or contact the Falcon Athletic Fund office at **719-333-4545** or **giving@airforceathletics.org**.

To learn more about philanthropic opportunities, visit **falconstadium.org**

FOR MORE INFORMATION  
AND CONSTRUCTION UPDATES





## HEAD COACH TROY CALHOUN

Troy Calhoun completed his 17th season as head coach at Air Force, where he has a 130-82 overall record and a 77-54 mark in Mountain West play. He has led Air Force to 13 bowl games, including a school-record six straight from 2007-12.

Calhoun, who won his 100th game during the 2020 season, has led the program to an 11-win season (2019), four 10-win seasons (2014, 2016, 2021, 2022), three nine-win seasons (2007, 2010, 2023) and three with eight wins (2008, 2009 and 2015). He has led the Falcons to the Commander-in-Chief's Trophy five times, including 2022. Calhoun led the Falcons to an 8-6 overall record in 2015 and the Mountain Division championship and first-ever MW title game appearance. The 2019 Falcons posted an 11-2 overall record, the third-most wins in program history, and finished second in the MW Mountain Division with a school-record-tying 7-1 record.

Calhoun is the only coach in the 100-plus year history of service academy football to lead teams to at least seven wins and a bowl game in each of his first five seasons. Calhoun has been a semifinalist for the National Coach of the Year award three times (2007, 2010, 2019). Calhoun came to his alma mater in 2007 and took over a program that had three straight losing seasons. Air Force finished the 2007 season 9-4 overall and placed second in the Mountain West Conference with a 6-2 mark in Calhoun's first year. The Falcons earned their first bowl bid in five seasons, advancing to the Armed Forces Bowl in Fort Worth, Texas. The five-game turnaround from the previous season was the largest in the nation by a first-year head coach and tied as the third largest overall in the nation.

Calhoun was named the conference's coach of the year for his efforts. In addition, he was named coach of the year in Region 5 by the American Football Coaches Association and was one of eight finalists for national coach of the year honors.

Calhoun brought a wealth of experience and impressive resume at the collegiate and professional levels that is flooded with success at every stop. Calhoun came to the Academy after serving as offensive coordinator and quarterbacks coach for the Houston Texans in 2006. The Texans were one of only two NFL teams to triple their number of wins from the previous year.

Calhoun became a well-rounded NFL coach, working as a defensive assistant, special teams assistant and offensive assistant with the Denver Broncos from 2003-05. He began his NFL coaching career by serving as the defensive assistant under defensive coordinator Larry Coyer in 2003.

Prior to the NFL, Calhoun was an offensive coordinator for six seasons on the collegiate level. He began his coaching career at Air Force, where he worked as a graduate assistant from 1989-90. He started at quarterback for the Academy in 1986 and was one of only two freshmen to letter for the 1985 team that finished fifth in the final polls with a 12-1 record that included wins over national powers Notre Dame and Texas.

Calhoun served his country from 1989-95 as an active-duty officer in the Air Force. He was the Falcons' recruiting coordinator and the junior varsity offensive coordinator in 1993-94. He moved to Ohio University in 1995 where he served as the quarterbacks coach for two seasons. Calhoun was promoted to offensive coordinator in 1997. Calhoun moved to Wake Forest in 2001 and remained there prior to his stint with the Broncos.

Groomed on the basics of integrity and passion, Calhoun is a native of Roseburg, Ore., and was raised in a home where both kids graduated from the Air Force Academy and were varsity letter winners on nationally ranked teams. He and his wife, Amanda, live in Colorado Springs and have two children, Tyler (21) and Amelia (19).



## THE CALHOUN FILE

### PERSONAL

Hometown: ..... Roseburg, Ore.  
Wife: ..... Amanda  
Children: ..... Tyler, Amelia  
AF/Career Record: ..... 130-82 (17 years)

### BACKGROUND/HONORS

- 1989 graduate of the Academy
- First Academy graduate to be head coach
- 4 years in the NFL
- 2007 MWC coach of the year
- Finalist for national coach of the year (2007)
- Tied as the winningest first-year head coach in school history
- Colorado Coach of the Year (NFF), 2007, '10
- Semifinalist for 2007/2010/2019 National Coach of the Year honors

### COACHING EXPERIENCE

Air Force, Head Coach ..... 2007-Present  
Houston Texans, Off. Coord./QBs ..... 2006  
Denver Broncos ..... 2003-05  
Asst. to Head Coach ..... 2005  
Off./Special Teams Asst. .... 2004  
Defensive Assistant ..... 2003  
Wake Forest, Offensive Coord. .... 2001-02  
Ohio, Offensive Coord. .... 1996-00  
Ohio, Quarterbacks ..... 1995-96  
Air Force, JV/Varsity Asst. .... 1993-94  
Air Force, Grad Asst. .... 1989-90

### CALHOUN VS. OPPONENTS

Army ..... 11-6  
Baylor ..... 1-0  
BYU ..... 1-3  
Boise State ..... 4-8  
California## ..... 0-2  
Colorado ..... 2-0  
Colorado State ..... 14-2  
FAU ..... 1-1  
FCS ..... 17-0  
Fresno State ..... 3-1  
Georgia State ..... 2-0  
Georgia Tech# ..... 1-0  
Hawai'i ..... 3-2  
Houston## ..... 2-1  
James Madison ..... 1-0  
Louisville ..... 1-0  
Michigan ..... 0-2  
Michigan State ..... 0-1  
Minnesota ..... 0-1  
Navy ..... 9-8  
Nevada ..... 5-2  
New Mexico ..... 11-5  
Notre Dame ..... 1-2  
Oklahoma ..... 0-1  
Rice# ..... 0-1  
Sam Houston ..... 1-0  
San Diego State ..... 5-9  
San Jose State ..... 4-1  
South Alabama# ..... 1-0  
TCU ..... 1-4  
Toledo# ..... 0-1  
UNLV ..... 9-3  
Utah ..... 1-3  
Utah State ..... 6-5  
Washington State# ..... 1-0  
Western Michigan# ..... 1-0  
Wyoming ..... 9-7  
# - Bowl Games

## CALHOUN HEAD COACHING RECORD

Year	School	Rec.	MW	Home	Away	Neu.	Bowl
2023	Air Force	9-4	5-3/T4th	4-1	4-2	1-1	Armed Forces, JMU (W 31-21)
2022	Air Force	10-3	5-3/T2nd	6-1	2-2	2-0	Armed Forces, Baylor (W 30-15)
2021	Air Force	10-3	6-2/T1st	4-2	5-0	1-1	First Responder, Louisville (W 31-28)
2020	Air Force	3-3	2-2/5th	2-1	1-2	0-0	--
2019	Air Force	11-2	7-1/2nd	6-0	4-2	1-0	Cheez-It, Washington St. (W 31-21)
2018	Air Force	5-7	3-5/4th	4-2	1-5	0-0	--
2017	Air Force	5-7	4-4/4th	3-3	2-4	0-0	--
2016	Air Force	10-3	5-3/4th	5-1	4-1	1-1	Arizona Bowl, So. Alabama (W 45-21)
2015	Air Force	8-6	6-2/1st	6-0	2-5	0-1	Armed Forces Bowl, California (L 36-55)
2014	Air Force	10-3	5-3/4th	6-0	3-3	1-0	Idaho Potato, W. Mich. (W 38-24)
2013	Air Force	2-10	0-8/6th	2-5	0-5	0-0	---
2012	Air Force	6-7	5-3/4th	5-1	1-5	0-1	Armed Forces, Rice (L 14-33)
2011	Air Force	7-6	3-4/5th	4-3	3-2	0-1	Military Bowl, Toledo (L 41-42)
2010	Air Force	9-4	5-3/T3rd	5-1	3-3	1-0	Independence, Ga. Tech (W 14-7)
2009	Air Force	8-5	5-3/4th	5-1	2-4	1-0	Armed Forces, Houston (W 47-20)
2008	Air Force	8-5	5-3/4th	3-3	4-1	1-1	Armed Forces, Houston (L 28-34)
2007	Air Force	9-4	6-2/2nd	6-0	3-3	0-1	Armed Forces, California (L 36-42)
<b>Totals</b>		<b>130-82</b>	<b>77-54</b>	<b>76-25</b>	<b>44-49</b>	<b>10-8</b>	<b>Bowl Record: 7-5</b>

## 2023 AIR FORCE FOOTBALL DEPTH CHART - FINAL

### Offense

<b>OT</b>	<b>59</b>	<b>Adam Karas (6-4, 285, Sr.) Arvada, CO</b>
	73	Luke Vonderhaar (6-4, 270, So.) Bettendorf, IA
<b>OG</b>	<b>69</b>	<b>Wesley Ndago (6-2, 300, Sr.) Waco, TX</b>
	71	Michael McAninch (6-3, 300, Jr.) Toledo, OH
	72	Christien Hawks (6-3, 290, So.) Norton, KS
<b>C</b>	<b>68</b>	<b>Thor Paglialong (6-4, 300, Sr.) Woodstock, IL</b>
	53	Steven Iles (6-2, 285, Sr.) Riverside, CA
	64	Luke Hallstrom (6-2, 270, Sr.) Naperville, IL
<b>OG</b>	<b>75</b>	<b>Ethan Jackman (6-4, 310, Sr.) Chaska, MN</b>
	56	Mark Hiestand (6-5, 285, Sr.) South Bend, IN
	54	Jackson Kohal (6-4, 305, Jr.) Coeur d'Alene, ID
<b>OT</b>	<b>51</b>	<b>Kaleb Holcomb (6-4, 270, Sr.) Dublin, OH</b>
	74	Mason Carlan (6-3, 290, Sr.) North Little Rock, AR
	76	Alex Moore (6-3, 270, Jr.) Louisville, KY
<b>TE</b>	<b>84</b>	<b>Caleb Rillos (6-5, 255, Sr.) Golden, CO (Ralston Valley)</b>
	81	James Bryant (6-4, 230, Sr.) Roswell, GA
	82	Connor McIntee (6-3, 235, Sr.) Sacramento, CA
	88	Bruin Fleischmann (6-5, 220, So.) Pocatello, ID
<b>QB</b>	<b>9</b>	<b>Zac Larrier (6-0, 195, Sr.) Youngstown, OH</b>
	5	Jensen Jones (6-2, 215, Sr.) Naples, FL
	15	Ben Brittain (6-1, 190 Sr.) Hewitt, TX
	12	John Busha (6-2, 205, So.) Port Charlotte, FL
<b>FB</b>	<b>4</b>	<b>Emmanuel Michel (5-10, 215, Sr.) Lawrenceville, GA</b>
	26	Owen Burk (5-11, 220, Sr.) Grand Rapids, MI
	20	Dylan Carson (6-0, 210, So.) Marysville, WA
	33	Jet Harris (6-1, 215, Sr.) Gray, TN
<b>TB</b>	<b>24</b>	<b>John Lee Eldridge III (5-9, 200, Sr.) Lee's Summit, MO</b>
	28	Aiden Calvert (5-10, 205, Jr.) Chula Vista, CA
	10	Jalen Johnson (5-10, 185, Sr.) Decatur, GA
	8	Kade Frew (5-9, 190, So.) Green Cove Springs, FL
<b>WR</b>	<b>13</b>	<b>Jared Roznos (6-0, 190, Jr.) Sacramento, CA</b>
	21	Cade Harris (5-8, 180, Jr.) South Weber, UT
	18	Kendin Alexander (5-10, 165, Jr.) Seattle, WA
	8	Kade Frew (5-9, 190, So.) Green Cove Springs, FL
	6	Cameron Breier (6-2, 195, Jr.) Pasco, WA
<b>WR</b>	<b>23</b>	<b>Dane Kinamon (6-0, 205, Sr.) Peachtree City, GA</b>
	2	Brandon Engel (6-2, 210, Jr.) Dallas, TX
	11	Wyatt Wilson (6-3, 195, Sr.) New Canaan, CT
	87	Quin Smith (6-1, 190, So.) Adairsville, GA

### Defense

<b>DE</b>	<b>13</b>	<b>PJ Ramsey (6-3, 260, Sr.) Phenix City, AL</b>
	87	Caden Blum (6-5, 265, Sr.) Baraboo, WI
	35	Jack Curtis (6-5, 245, So.) Dallas, TX
	56	Cole Palmer (6-4, 235, Jr.) Colorado Springs, CO
<b>NG</b>	<b>96</b>	<b>Payton Zdroik (6-0, 275, Jr.) Brentwood, CA -- OR --</b>
	<b>62</b>	<b>James Tomasi (6-0, 310, Jr.) Provo, UT</b>
	99	Aidan Swartz (6-4, 270, So.) Sylvania, OH
<b>DT</b>	<b>48</b>	<b>Jayden Thiergood (6-3, 250, Sr.) Chicago, IL</b>
	55	Kupono Blake (6-2, 270, Sr.) Kalihi, HI
	95	Daniel Grobe (6-7, 270, So.) Tomball, TX
	94	Kaleb Tompkins (6-4, 260, Jr.) Midlothian, TX
<b>OLB</b>	<b>8</b>	<b>Bo Richter (6-2, 250, Sr.) Naperville, IL</b>
	18	Elijah Sanders (6-3, 240, Jr.) Clayton, NC
	6	Matthew Malloy (6-3, 215, Sr.) Scottsdale, AZ
<b>ILB</b>	<b>44</b>	<b>Johnathan Youngblood (5-11, 225, Sr.) Atlanta, GA</b>
	32	Osaro Aihie (6-1, 225 Jr.) San Leandro, CA
	27	Julian Williams (6-2, 230, Jr.) Aurora, CO
<b>ILB</b>	<b>40</b>	<b>Alec Mock (6-3, 240, Sr.) Weddington, NC</b>
	46	Zach Juckel (6-2, 210, So.) Lakeville, MN
	50	Grant Uyl (5-11, 225, Jr.) Grand Rapids, MI
<b>SPUR</b>	<b>16</b>	<b>Jayden Goodwin (6-1, 195, Sr.) Houston, TX</b>
	9	Levi Brown (6-1, 175, So.) Kennesaw, GA
	12	Patrick Dahlen (6-3, 210, Sr.) Canton, GA
<b>CB</b>	<b>0</b>	<b>Trey Williams (5-10, 175, Jr.) Atlanta, GA</b>
	14	K.C. Beard (6-1, 200, Jr.) Antioch, TN
	22	Jerome Gaillard, Jr. (6-4, 200, Jr.) Kempner, TX
<b>SS</b>	<b>10</b>	<b>Jalen Mergerson (5-11, 210, Sr.) Aurora, CO</b>
	12	Patrick Dahlen (6-3, 210, Sr.) Canton, GA
	21	Aidan Plate (6-2, 200, Jr.) Dayton, OH
<b>FS</b>	<b>7</b>	<b>Trey Taylor (6-0, 210, Sr.) Frisco, TX</b>
	20	Jake Smith (6-1, 210, Sr.) Roswell, GA
	15	Jake Martin (6-2, 200, Jr.) Monument, CO
<b>CB</b>	<b>3</b>	<b>Jamari Bellamy (6-2, 185, Jr.) Atlanta, GA</b>
	5	Corey Collins (5-11, 185, Sr.) Suwanee, GA
	30	Tyme Collins (6-0, 210, Jr.) Waldorf, MD

### Special Teams

<b>PK</b>	<b>43</b>	<b>Matthew Dapore (6-0, 190, Jr.) Springboro, OH</b>
	96	Reagan Tubbs (5-10, 175, So.) Flower Mound, TX
<b>P</b>	<b>97</b>	<b>Luke Freer (6-4, 220, So.) Fairhope, AL -- OR --</b>
	<b>95</b>	<b>Carson Bay (5-11, 160, So.) Tampa, FL</b>
<b>LS</b>	<b>49</b>	<b>Kurt Chesney (6-0, 195, So.) Aliso Viejo, CA</b>
	41	J. Frank Melgarejo III (6-0, 225, Sr.) Plantation, FL
<b>H</b>	<b>95</b>	<b>Carson Bay (5-11, 160, So.) Tampa, FL</b>
	97	Luke Freer (6-4, 220, So.) Fairhope, AL
<b>PR</b>	<b>2</b>	<b>Brandon Engel (6-2, 210, Jr.) Dallas, TX</b>
	21	Cade Harris (5-8, 180, Jr.) South Weber, UT
<b>KOR</b>	<b>10</b>	<b>Jalen Johnson (5-10, 185, Sr.) Decatur, GA</b>
	24	John Lee Eldridge III (5-9, 200, Sr.) Lee's Summit, MO
	21	Cade Harris (5-8, 180, Jr.) South Weber, UT



## 2023 AIR FORCE FOOTBALL ROSTER - NUMERICAL

#	Name	Pos.	Ht.	Wt.	Yr.	Hometown (High School)
0	Trey Williams	DB	5-10	175	Jr.	Atlanta, GA (Loganville)
2	Brandon Engel	WR	6-2	210	Jr.	Dallas, TX (Lake Dallas)
3	Jamari Bellamy	DB	6-2	185	Jr.	Atlanta, GA (McEachern)
4	Emmanuel Michel	FB	5-10	215	Sr.	Lawrenceville, GA (Archer)
5	Corey Collins	DB	5-11	185	Sr.	Suwanee, GA (Peachtree Ridge)
5	Jensen Jones	QB	6-2	215	Sr.	Naples, FL (St. John Neumann Catholic)
6	Cameron Breier	WR	6-2	195	Jr.	Pasco, WA (Chiawana)
6	Matthew Malloy	OLB	6-3	215	Sr.	Scottsdale, AZ (Notre Dame Prep)
7	Trey Taylor	DB	6-0	210	Sr.	Frisco, TX (Frisco Lone Star)
8	Bo Richter	ILB	6-2	250	Sr.	Naperville, IL (Naperville North)
8	Kade Frew	RB	5-9	190	So.	Green Cove Springs, FL (Bolles)
9	Levi Brown	CB	6-1	175	So.	Kennesaw, GA (Allatoona)
9	Zac Larrier	QB	6-0	195	Sr.	Youngstown, OH (Monterey Trail)
10	Jalen Johnson	RB	5-10	185	Sr.	Decatur, GA (Collins Hills)
10	Jalen Mergerson	SAF	5-11	210	Sr.	Aurora, CO (Eaglecrest)
11	Wyatt Wilson	WR	6-3	195	Sr.	New Canaan, CT (New Canaan)
12	John Busha	QB	6-2	205	So.	Port Charlotte, FL (Charlotte)
12	Patrick Dahlen	DB	6-3	210	Sr.	Canton, GA (Cherokee)
13	Jared Roznos	WR	6-0	190	Jr.	Sacramento, CA (Seattle Prep)
13	PJ Ramsey	DE	6-3	260	Sr.	Phenix City, AL (Central)
14	K.C. Beard	DB	6-1	200	Jr.	Antioch, TN (Cane Ridge)
15	Ben Brittain	QB	6-1	190	Sr.	Hewitt, TX (Reicher Catholic)
15	Jake Martin	DB	6-2	200	Jr.	Monument, CO (Lewis-Palmer)
16	Dylan Evans	WR	5-11	185	So.	Oak Point, TX (Little Elm)
16	Jayden Goodwin	DB	6-1	195	Sr.	Houston, TX (Cypress Falls)
17	Zion Kelly	DB	5-10	190	Sr.	Greenville, SC (Southside)
17	Cannon Turner	QB	6-0	215	Sr.	Arkadelphia, AR (Arkadelphia)
18	Elijah Sanders	OLB	6-3	240	Jr.	Clayton, NC (Clayton)
18	Kendin Alexander	WR	5-10	165	Jr.	Seattle, WA (Seattle Prep)
19	CJ Boyd	DB	6-1	200	Jr.	Milwaukee, WI (University School)
20	Dylan Carson	RB	6-0	210	So.	Marysville, WA (Marysville Pilchuck)
20	Jake Smith	SAF	6-1	210	Sr.	Roswell, GA (Blessed Trinity Catholic)
21	Cade Harris	WR	5-8	180	Jr.	South Weber, UT (Roy)
21	Aidan Plate	DB	6-2	200	Jr.	Dayton, OH (Kettering Archbishop Alter)
22	Jerome Gaillard, Jr.	DB	6-4	200	Jr.	Kempner, TX (Copperas Cove)
23	Dane Kinamon	WR	6-0	205	Sr.	Peachtree City, GA (McIntosh)
24	John Lee Eldridge III	RB	5-9	200	Sr.	Lee's Summit, MO (Lee's Summit North)
24	Robert Mbroh	ILB	6-3	220	Jr.	Oklahoma City, OK (Heritage Hall)
25	Taylor Latham	RB	5-8	180	So.	Madison, MS (Mad. Ridgeland Academy)
26	Christian Hughes	DB	6-2	200	So.	Smyrna, GA (Campbell)
26	Owen Burk	RB	5-11	220	Sr.	Grand Rapids, MI (Allendale)
27	Julian Williams	ILB	6-2	230	Jr.	Aurora, CO (Cherokee Trail)
27	Kaden Cloud	RB	5-9	185	So.	Gilbert, AZ (Williams Field)
28	Aiden Calvert	RB	5-10	205	Jr.	Chula Vista, CA (Mater Dei Catholic)
28	Terrance Cullivan	CB	5-10	185	So.	Cypress, TX (Bridgeland)
29	Evan Rau	WR	5-9	170	So.	Waipahu, HI (Kamehameha)
30	Kale Gibbs	RB	5-8	175	Jr.	Honolulu, HI (LaGrange)
30	Tyme Collins	DB	6-0	210	Jr.	Waldorf, MD (Bishop McNamara)
31	Lincoln Tuioti-Mariner	DB	6-1	210	Fr.	Las Vegas, NV (Bishop Gorman)
32	Jordan Scarbrough	WR	5-8	185	So.	Leonardtown, MD (Saint Mary's Ryken)
32	Osaro Aihie	ILB	6-1	225	Jr.	San Leandro, CA (San Leandro)
33	Jet Harris	RB	6-1	225	Sr.	Gray, TN (Dobyns Bennett)
34	Darius Stone	RB	5-11	205	So.	Augusta, GA (Aquinas)
35	Jack Curtis	OLB	6-5	245	So.	Dallas, TX (Highland Park)
38	Ty Hubert	OLB	5-11	200	So.	Canton, GA (Creekview)
40	Alec Mock	ILB	6-3	240	Sr.	Weddington, NC (Weddington)
41	J. Frank Melgarejo III	LS	6-0	225	Sr.	Plantation, FL (American Heritage)
41	Jackson Adams	LB	6-4	240	So.	Centennial, CO (Arapahoe)
42	Jakobi McGowan	DB	6-1	205	Jr.	Indianapolis, IN (Brownsburg)
43	Matthew Dapore	PK/P	6-0	190	Jr.	Springboro, OH (Springboro)
43	Kyler Orr	ILB	6-1	210	So.	Chandler, AZ (Chandler)
44	Johnathan Youngblood	ILB	5-11	225	Sr.	Atlanta, GA (E. L. Christian Academy)
45	Matt Devine	ILB	6-0	225	Jr.	Cincinnati, OH (St. Xavier)
46	Zach Juckel	ILB	6-2	210	So.	Lakeville, MN (Lakeville South)
47	Luke Meyer	OLB	6-6	240	Fr.	Centennial, CO (Valor Christian)
48	Anthony DeBerardino	LS	6-1	210	Jr.	Apex, NC (Apex Friendship)
48	Jayden Thiergood	DE	6-3	250	Sr.	Chicago, IL (Marian Central Catholic)
49	Kurt Chesney	LS	6-0	195	So.	Aliso Viejo, CA (Aliso Niguel)
50	Grant Uyl	ILB	5-11	225	Jr.	Grand Rapids, MI (DeWitt)
51	Kaleb Holcomb	OT	6-4	270	Sr.	Dublin, OH (Coffman)
51	Drew Dubuclet	ILB	6-0	210	So.	Dallas, TX (Lake Highlands)
52	Matthew Reddick	ILB	6-2	230	So.	Charlotte, NC (South Mecklenburg)

## ALPHABETICAL

#	Name	Pos.
41	Jackson Adams	LB
32	Osaro Aihie	ILB
18	Kendin Alexander	WR
57	Gabriel Averitt	OC
95	Carson Bay	P
14	K.C. Beard	DB
3	Jamari Bellamy	DB
55	Kupono Blake	NG
55	Nick Blessing	OT
87	Caden Blum	DE
93	Andrew BoisD'Enghien	DE
19	CJ Boyd	DB
90	Brian Bradley	DE
6	Cameron Breier	WR
15	Ben Brittain	QB
9	Levi Brown	CB
81	James Bryant	TE
26	Owen Burk	RB
54	Are'an Burr	ILB
12	John Busha	QB
28	Aiden Calvert	RB
74	Mason Carlan	OT
20	Dylan Carson	RB
83	Chances Carter-Hill	TE
49	Kurt Chesney	LS
27	Kaden Cloud	RB
5	Corey Collins	DB
30	Tyme Collins	DB
77	Cameron Collins	OT
61	Costen Cooley	OG
98	Colton Corrao	PK
28	Terrance Cullivan	CB
35	Jack Curtis	OLB
12	Patrick Dahlen	DB
43	Matthew Dapore	PK/P
48	Anthony DeBerardino	LS
45	Matt Devine	ILB
51	Drew Dubuclet	ILB
24	John Lee Eldridge III	RB
2	Brandon Engel	WR
16	Dylan Evans	WR
88	Bruin Fleischmann	TE
65	Samuel Floysand	OT
97	Luke Freer	PK
8	Kade Frew	RB
22	Jerome Gaillard, Jr.	DB
92	Jackson Garrett	NG
30	Kale Gibbs	RB
16	Jayden Goodwin	DB
60	John Gordon, Jr.	OL
95	Daniel Grobe	DE
64	Luke Hallstrom	OC
21	Cade Harris	WR
33	Jet Harris	RB
72	Christien Hawks	OT
62	Matthew Heitmann	OL
56	Mark Hiestand	OT
51	Kaleb Holcomb	OT
38	Ty Hubert	OLB
26	Christian Hughes	DB
53	Steven Iles	OC
75	Ethan Jackman	OG

## 2023 AIR FORCE FOOTBALL ROSTER - NUMERICAL

#	Name	Pos.	Ht.	Wt.	Yr.	Hometown (High School)
53	Steven Iles	OC	6-2	285	Sr.	Riverside, CA (Corona Centennial)
54	Are'an Burr	ILB	6-3	205	So.	Colorado Springs, CO (Air Academy)
54	Jackson Kohal	OL	6-4	305	Jr.	Coeur d'Alene, ID (Coeur d'Alene)
55	Kupono Blake	NG	6-2	270	Sr.	Kalihi, HI (Kamehameha)
55	Nick Blessing	OT	6-4	250	So.	Allen, TX (Allen)
56	Cole Palmer	DE	6-4	235	Jr.	Colorado Springs, CO (TCA)
56	Mark Hiestand	OT	6-5	285	Sr.	South Bend, IN (Saint Joseph)
57	Colin Stewart	DT	6-2	240	So.	Franklin, TN (Christ Presbyterian Academy)
57	Gabriel Averitt	OC	6-3	270	So.	Lakeland, FL (Lakeland Christian)
59	Adam Karas	OT	6-4	285	Sr.	Arvada, CO (Pomona)
60	John Gordon, Jr.	OL	6-2	305	Jr.	Murfreesboro, TN (Siegel)
61	Costen Cooley	OG	6-4	270	So.	Mesa, AZ (Red Mountain)
62	James Tomasi	DL	6-0	310	Jr.	Provo, UT (Provo)
62	Matthew Heitmann	OL	6-4	290	Jr.	Littleton, CO (Dakota Ridge)
64	Luke Hallstrom	OC	6-2	270	Sr.	Naperville, IL (Naperville Central)
65	Samuel Floysand	OT	6-3	275	So.	Cottage Grove, MN (Cretin-Derham Hall)
66	Jace Sutulovich	OG	6-3	285	So.	Siloam Springs, AR (Siloam Springs)
68	Thor Paglialong	OC	6-4	300	Sr.	Woodstock, IL (Marian Central Catholic)
69	Wesley Ndago	OG	6-2	300	Sr.	Waco, TX (Midway)
71	Michael McAninch	OL	6-3	300	Jr.	Toledo, OH (Western)
72	Christien Hawks	OT	6-3	290	So.	Norton, KS (Norton)
73	Luke Vonderhaar	OT	6-4	270	So.	Bettendorf, IA (Pleasant Valley)
74	Mason Carlan	OT	6-3	290	Sr.	North Little Rock, AR (North Little Rock)
75	Ethan Jackman	OG	6-4	310	Sr.	Chaska, MN (Chaska)
76	Alex Moore	OL	6-3	270	Jr.	Louisville, KY (Trinity)
77	Cameron Collins	OT	6-3	260	So.	Lebanon, OH (Saint Xavier)
78	Trevor Tate	OT	6-2	270	So.	Waxhaw, NC (Cuthbertson)
80	Tre Roberson	WR	6-2	205	So.	Helena, AL (Thompson)
81	James Bryant	TE	6-4	230	Sr.	Roswell, GA (Blessed Trinity)
82	Connor McIntee	TE	6-3	235	Sr.	Sacramento, CA (Jesusit)
83	Chances Carter-Hill	TE	6-2	230	So.	Cuyahoga Falls, OH (Archbishop Hoban)
84	Caleb Rillos	TE	6-5	255	Sr.	Golden, CO (Ralston Valley)
85	Parker Menefee	TE	6-6	240	So.	Missouri City, TX (Ridge Point)
87	Caden Blum	DE	6-5	265	Sr.	Baraboo, WI (Baraboo)
87	Quin Smith	WR	6-1	190	So.	Adairsville, GA (Calhoun)
88	Bruin Fleischmann	TE	6-5	220	So.	Pocatello, ID (Century)
89	Parker St. John	WR	6-2	190	Jr.	Orlando, FL (Boone)
90	Brian Bradley	DE	6-2	230	So.	Woodstock, GA (River Ridge)
92	Jackson Garrett	NG	6-3	270	So.	West Chester, OH (Moeller)
93	Andrew BoisD'Enghien	DE	6-3	280	Sr.	Pleasanton, CA (Braden River)
94	Kaleb Tompkins	DL	6-4	260	Jr.	Midlothian, TX (Midlothian)
95	Carson Bay	P	5-11	160	Jr.	Tampa, FL (Robinson)
95	Daniel Grobe	DE	6-7	270	So.	Tomball, TX (Tomball Memorial)
96	Payton Zdroik	DL	6-0	275	Jr.	Brentwood, CA (Liberty)
96	Reagan Tubbs	PK	6-0	175	So.	Flower Mound, TX (Flower Mound)
97	Brent Winfree	NG	6-4	275	So.	Sunnyvale, TX (Sunnyvale)
97	Luke Freer	PK	6-4	220	So.	Fairhope, AL (Fairhope)
98	Colton Corrao	PK	6-2	190	Fr.	Wesley Chapel, FL (Cypress Creek)
99	Aidan Swartz	DT	6-4	270	So.	Sylvania, OH (Sylvania Northview)

### PRONUNCIATION CHART

4.....	Emmanuel Michel (Michelle)
6.....	Cameron Breier (BRY-er)
8.....	Bo Richter (RICK-ter)
9.....	Zac Larrier (LAIR-e-er)
10.....	Jalen Mergerson (mer-GER-son)
12.....	Patrick Dahlen (DAHL-un)
12.....	John Busha (Boo-SHAY)
13.....	Jared Roznos (ROZ-no-ss)
15.....	Ben Brittain (Britten)
22.....	Jerome Gaillard (Gay-leard)
24.....	Robert Mbroh (N-bro)
29.....	Evan Rau (RAUW)
30.....	Kale Gibbs (Kall-AH)
31.....	Lincoln Tuioti-Mariner (TWO-I-ought-E)
32.....	Osaro Aihie (I-he)
41.....	J. Frank Melgarejo III (Mal-guh-rey-ho)
43.....	Matthew Dapore (duh-POUR)
46.....	Zack Juckel (JUCK-uhl)

48.....	Jayden Thiergood (THEER-good)
50.....	Grant Uyl (U-ull)
51.....	Drew Dubuclet V (Doo-BOO-clet)
53.....	Steven Iles (I-uhs)
54.....	Are'an Burr (Air-E-on)
54.....	Jackson Kohal (KOE-haul)
56.....	Matt Heistand (HE-stand)
62.....	Matthew Heitmann (Heat-man)
62.....	James Tomasi (TOE-moss-ee)
59.....	Adam Karas (CARE-us)
66.....	Jace Sutulovich (SUH-toll-O-vitch)
68.....	Thor Paglialong (PAG-le-ah-long)
69.....	Wesley Ndago (N-DAY-go)
71.....	Michael McAninch (McAnn-ITCH)
73.....	Luke Vonderhaar (Vonder-HARR)
88.....	Bruin Fleischmann (FLY-shmun)
95.....	Daniel Grobe (Grobe-EE)
93.....	Andrew BoisD'Enghien (Boyd-DEE-gahn)
96.....	Payton Zdroik (ZUH-droik)
98.....	Colton Corrao (CORE-a-O)

#	Name	Pos.
10	Jalen Johnson	RB
5	Jensen Jones	QB
46	Zach Juckel	ILB
59	Adam Karas	OT
17	Zion Kelly	DB
23	Dane Kinamon	WR
54	Jackson Kohal	OL
9	Zac Larrier	QB
25	Taylor Latham	RB
6	Matthew Malloy	OLB
15	Jake Martin	DB
24	Robert Mbroh	ILB
71	Michael McAninch	OL
42	Jakobi McGowan	DB
82	Connor McIntee	TE
41	J. Frank Melgarejo III	LS
85	Parker Menefee	TE
10	Jalen Mergerson	SAF
47	Luke Meyer	OLB
4	Emmanuel Michel	FB
40	Alec Mock	ILB
76	Alex Moore	OL
69	Wesley Ndago	OG
43	Kyler Orr	ILB
68	Thor Paglialong	OC
56	Cole Palmer	DE
21	Aidan Plate	DB
13	PJ Ramsey	DE
29	Evan Rau	WR
52	Matthew Reddick	ILB
8	Bo Richter	ILB
84	Caleb Rillos	TE
80	Tre Roberson	WR
13	Jared Roznos	WR
18	Elijah Sanders	OLB
32	Jordan Scarbrough	WR
20	Jake Smith	SAF
87	Quin Smith	WR
89	Parker St. John	WR
57	Colin Stewart	DT
34	Darius Stone	RB
66	Jace Sutulovich	OG
99	Aidan Swartz	DT
78	Trevor Tate	OT
7	Trey Taylor	DB
48	Jayden Thiergood	DE
62	James Tomasi	DL
94	Kaleb Tompkins	DL
96	Reagan Tubbs	PK
31	Lincoln Tuioti-Mariner	DB
17	Cannon Turner	QB
50	Grant Uyl	ILB
73	Luke Vonderhaar	OT
0	Trey Williams	DB
27	Julian Williams	ILB
11	Wyatt Wilson	WR
97	Brent Winfree	NG
44	Johnathan Youngblood	ILB
96	Payton Zdroik	DL

## Quarterbacks

### #5 - Jensen Jones, QB

6-2, 215, Sr., Naples, FL  
(St. John Neumann Catholic)

#### 2323

- Played in 10 games, one start
- First-career start vs. UNLV...recorded career highs of 19 carries, 88 yards and two touchdowns...hit 1-6 passes for 35 yards
- 14 carries, 56 yards and a long run of 37 yards at Hawaii...also had career highs in passing, hitting 3-7 for 114 yards with a long of 65 yards
- Rushed for 14 yards on one carry and completed the first pass of his career, good for 11 yards, vs. Army
- Three carries for 23 yards vs. Wyoming...entered in the fourth quarter
- Five carries for 35 yards and a TD vs. RMU

#### Career

- Played in 19 games last four seasons
- Played in seven games in 2022
- Three carries for a season-high 28 yards and a TD vs. New Mexico in 2022

#### 2023 Game-by-Game

Rushing	Att	Yds	TD	Lg
RMU	5	35	1	12
Sam Houston	DNP			
Utah State	0	0	0	--
San Jose St.	0	0	0	--
San Diego St.	3	10	1	4
Wyoming	3	23	0	14
Navy	2	7	0	4
CSU	DNP			
Army	1	14	0	14
Hawaii	14	56	0	37
UNLV	19	88	2	27
Boise State	DNP			
JMU	0	0	0	--

Passing	A-C-Int	Yds	TD	Lg
RMU	0-0-0	0	0	--
Sam Houston	DNP			
Utah State	0-0-0	0	0	--
San Jose St.	0-0-0	0	0	--
San Diego St.	0-0-0	0	0	--
Wyoming	0-0-0	0	0	--
Navy	0-0-0	0	0	--
CSU	DNP			
Army	1-2-0	11	0	11
Hawaii	3-7-1	114	0	65
UNLV	1-6-0	35	0	35
Boise State	DNP			
JMU	0-0-0	0	0	--

#### 2022 Game-by-Game

Rushing	Att	Yds	TD	Lg
UNI	4	18	1	15
Colorado	0	0	0	--
Wyoming	DNP			
Nevada	2	14	0	8
Navy	DNP			
Utah State	DNP			
UNLV	1	4	0	4

Boise State	4	18	0	8
Army	DNP			
New Mexico	3	28	1	11
Colorado St.	DNP			
San Diego St.	0	0	0	--
Baylor	DNP			

Passing	A-C-Int	Yds	TD	Lg
UNI	0-0-0	0	0	--
Colorado	0-0-0	0	0	--
Wyoming	DNP			
Nevada	0-0-0	0	0	--
Navy	DNP			
Utah State	DNP			
UNLV	0-1-0	0	0	--
Boise State	0-0-0	0	0	--
Army	DNP			
New Mexico	0-0-0	0	0	--
Colorado St.	DNP			
San Diego St.	0-0-0	0	0	--
Baylor	DNP			

#### 2021 Game-by-Game

Rushing	Att	Yds	TD	Lg
Lafayette	DNP			
Navy	DNP			
Utah State	DNP			
FAU	DNP			
New Mexico	DNP			
Wyoming	DNP			
Boise State	DNP			
SDSU	DNP			
Army	DNP			
CSU	DNP			
Nevada	DNP			
UNLV	4	27	1	12
Louisville	DNP			

Passing	A-C-Int	Yds	TD	Lg
Lafayette	DNP			
Navy	DNP			
Utah State	DNP			
FAU	DNP			
New Mexico	DNP			
Wyoming	DNP			
Boise State	DNP			
SDSU	DNP			
Army	DNP			
CSU	DNP			
Nevada	DNP			
UNLV	0-0-0	0	0	0
Louisville	DNP			

#### Career Highs

##### Rushing

**Carries:** ..... 19, UNLV, 2023  
**Yards:** ..... 88, UNLV, 2023  
**TDs:** ..... 2, UNLV, 2023  
**Long:** ..... 37, Hawaii, 2023

##### Passing

**Comps:** ..... 3, Hawaii, 2023  
**Atts:** ..... 7, Hawaii, 2023  
**Yards:** ..... 14, Hawaii, 2023  
**TDs:** ..... None  
**Long:** ..... 65, Hawaii, 2023

#### Career Statistics

##### Rushing

Year	G	Att	Yds	Avg	TDs	Lg
2023	10	47	233	5.0	4	37 (UH)
2022	7	14	82	5.9	2	15 (UNI)
2021	1	4	27	6.8	1	12 (UNLV)
2020	1	2	13	6.5	0	7 (USU)
<b>Total</b>	<b>19</b>	<b>67</b>	<b>355</b>	<b>5.3</b>	<b>7</b>	

##### Passing

Year	G	C-A-I	Pct.	Yds	TD	Lg
2023	10	5-15-1	.333	160	0	65 (UH)
2022	7	0-1-0	.000	0	0	--
2021	1	0-0-0	.000	0	0	--
2020	1	0-0-0	.000	0	0	--
<b>Total</b>	<b>19</b>	<b>5-16-1</b>	<b>.331</b>	<b>160</b>	<b>0</b>	

### #9 - Zac Larrier, QB

6-0, 195, Sr., Youngstown, OH  
(Monterey Trail)

#### 2023

- Named one of 35 Davey O'Brien Award Class of 2023 honoree
- Honorable mention all-MW
- Started 11 games, had a 9-2 record, missed the last two regular season games due to injury, returned for the bowl game
- Second on the team in rushing with 605 yards and six TDs
- Hit 40-67 passes for 789 yards and seven TDs and had a 187.1 efficiency rating, which ranks second in AF history for a single season
- Ranked 10th in the MW in rushing (55.0) and 11th in yards per carry (4.26)
- Rushed for 26 yards and a TD on nine carries and hit 3-5 passes for 45 yards and a TD vs. JMU in the bowl game
- Career highs in completions (9) and attempts (22) vs. Army, hitting 9-22 for 93 yards
- Hit 4-7 passes for 32 yards and a TD, while rushing for 36 yards and a TD at Colorado State...third time this season with a rush and pass TD in the same game
- Hit 4-5 passes for 151 yards and a TD at Navy...set school record with 94 yard TD pass, which also tied as the longest play from scrimmage in AF history
- Rushed for a career-high 111 yards and a TD and hit 6-9 passes for 58 yards and a TD vs. Wyoming
- Earned MW Offensive Player of the Week honors vs. San Diego State...rushed for a then-career-high 103 yards on just eight carries to record the first 100-yard game of his career...recorded a career-long run of 41 yards, in addition to the second-longest run of his career which was 34 yards...hit six of seven passes for career-high 189 yards and two touchdowns...five of his six completions went for first downs or touchdowns with one coming on fourth down...His career-high 292 yards of total offense are the most by a Falcon since 2019
- First-career start came vs. Robert Morris ... recorded 14 carries for 99 yards and two touchdowns...six of his carries went for first downs or touchdowns...averaged 7.1 yards per carry...first-career statistics in every passing category with two completions, three attempts, 95 yards and a touchdown...threw

## 2023 AIR FORCE FOOTBALL BIOS -- OFFENSE

an 84-yard touchdown pass on his first-career completion which ties as the fifth-longest in Air Force history

- In Air Force's win over Robert Morris, threw for 95 yards, completing two of his three passes which is the most passing yards by a Mountain West quarterback in a game with three or fewer attempts in conference history.
- Moved back to QB during spring after moving to WR in 2022

### Career

- Won his first eight starts which is a school record, matching the mark of Rich Mayo (1958) and Bob Parker (1970)...finished career 9-2 as a starter
- Played in six games in 2022, missing six due to injury
- Fifth on the team in receiving in 2022 with two catches for 31 yards
- Rushed for 60 yards on six carries vs. Colorado with a season-long run of 28 yards
- Season highs in every rushing category vs. UNLV in 2021 with nine carries for 80 yards and his first-career touchdown
- Returned to Academy after missing 2020
- Two-time MW track champion in the 200-meters

### 2023 Game-by-Game

Rushing	Att	Yds	TD	Lg
RMU	14	99	2	26
Sam Houston	19	65	0	12
Utah State	10	56	1	21
San Jose St.	11	39	0	8
San Diego St.	8	103	0	41
Wyoming	20	111	1	26
Navy	15	24	0	5
CSU	14	36	1	9
Army	20	45	0	15
Hawaii	2	1	0	1
UNLV	DNP			
Boise State	DNP			
JMU	9	26	1	7

Passing	A-C-Int	Yds	TD	Lg
RMU	2-3-0	95	1	84
Sam Houston	1-3-0	14	0	14
Utah State	3-4-0	84	0	49
San Jose St.	2-2-0	28	0	22
San Diego St.	6-7-0	189	2	54
Wyoming	6-9-0	58	1	19
Navy	4-5-0	151	1	94
CSU	4-7-0	32	1	14
Army	9-22-2	93	0	27
Hawaii	0-0-0	0	0	--
UNLV	DNP			
Boise State	DNP			
JMU	3-5-0	45	1	42

### 2022 Game-by-Game

Rushing	Att	Yds	TD	Lg
UNI	DNP			
Colorado	6	60	0	28
Wyoming	DNP			
Nevada	DNP			
Navy	DNP			
Utah State	DNP			
UNLV	3	4	0	6
Boise State	1	-6	0	-6
Army	2	2	0	2
New Mexico	0	0	0	--
Colorado St.	DNP			

San Diego St.	0	0	0	--
Baylor	DNP			

Receiving	Att	Yds	TD	Lg
UNI	DNP			
Colorado	0	0	0	--
Wyoming	DNP			
Nevada	DNP			
Navy	DNP			
Utah State	DNP			
UNLV	0	0	0	--
Boise State	1	37	0	37
Army	1	-6	0	-6
New Mexico	0	0	0	--
Colorado St.	DNP			
San Diego St.	0	0	0	--
Baylor	DNP			

Passing	A-C-Int	Yds	TD	Lg
UNI	DNP			
Colorado	0-0-0	0	0	--
Wyoming	DNP			
Nevada	DNP			
Navy	DNP			
Utah State	DNP			
UNLV	0-0-0	0	0	--
Boise State	0-0-0	0	0	--
Army	0-0-0	0	0	--
New Mexico	0-0-0	0	0	--
Colorado St.	DNP			
San Diego St.	0-0-0	0	0	--
Baylor	DNP			

### 2021 Game-by-Game

Rushing	Att	Yds	TD	Lg
Lafayette	1	6	0	6
Navy	DNP			
Utah State	DNP			
FAU	DNP			
New Mexico	1	4	0	4
Wyoming	DNP			
Boise State	DNP			
SDSU	1	16	0	16
Army	DNP			
CSU	DNP			
Nevada	0	0	0	--
UNLV	9	80	1	18
Louisville	DNP			

Passing	A-C-Int	Yds	TD	Lg
Lafayette	0-0-0	0	0	--
Navy	DNP			
Utah State	DNP			
FAU	DNP			
New Mexico	0-0-0	0	0	--
Wyoming	DNP			
Boise State	DNP			
SDSU	0-0-0	0	0	--
Army	DNP			
CSU	DNP			
Nevada	0-0-0	0	0	--
UNLV	0-0-0	0	0	--
Louisville	DNP			

### Career Highs

**Rushing**  
**Carries:**..... 20, Army, 2023  
**Yards:**..... 111, Wyoming, 2023  
**TDs:**..... 2, RMU, 2023  
**Long:**..... 41, San Diego State, 2023

### Receiving

**Catches:**..... 1, Army, 2022  
**Yards:**..... 37, Boise State, 2022  
**TDs:**..... None  
**Long:**..... 37, Boise State, 2022

### Passing

**Comps:**..... 9, Army, 2023  
**Atts:**..... 22, Army, 2023  
**Yards:**..... 189, San Diego State, 2023  
**TDs:**..... 2, San Diego State, 2023  
**Long:**..... 94, Navy, 2023

### Career Statistics

#### Rushing

Year	G	Att	Yds	Avg	TD	Lg
2023	11	142	605	4.3	6	41 (SDSU)
2022	6	12	60	5.0	0	28 (CU)
2021	5	12	106	8.8	1	18 (UNLV)
2019	1	1	-3	-3.0	0	-3 (Colg)
<b>Total</b>	<b>23</b>	<b>177</b>	<b>768</b>	<b>4.3</b>	<b>7</b>	

#### Receiving

Year	G	Att	Yds	Avg	TD	Lg
2022	6	1	37	37.0	0	37 (BSU)
<b>Total</b>	<b>6</b>	<b>1</b>	<b>37</b>	<b>37.0</b>	<b>0</b>	<b>37 (BSU)</b>

### Passing

Year	G	C-A-I	Pct.	Yds	TD	Lg
2023	11	40-67-2	.597	789	7	94 (Navy)
2022	6	0-0-0	.000	0	0	--
2021	5	0-0-0	.000	0	0	--
2019	1	0-0-0	.000	0	0	--
<b>Total</b>	<b>23</b>	<b>40-67-2</b>	<b>.597</b>	<b>789</b>	<b>7</b>	

## #12 - John Busha, QB

6-2, 205, So., Fort Charlotte, FL (Charlotte)

### 2023

- Played in four games
- Career highs in every passing category at Boise State, hitting 8-17 for 131 yards and an INT...connected on a career-long of 38 yards...recorded first-career rushing touchdown, scoring on a one-yard run
- Hit 1-2 passes for 21 yards vs. UNLV
- First-career game vs. Robert Morris, rushing for career-best 12 yards on three carries

### Career

- Did not see any action in 2022

### 2023 Game-by-Game

Rushing	Att	Yds	TD	Lg
RMU	3	12	0	6
Sam Houston	DNP			
Utah State	DNP			
San Jose St.	DNP			
San Diego St.	0	0	0	--
Wyoming	DNP			
Navy	DNP			
CSU	DNP			
Army	DNP			
Hawaii	DNP			
UNLV	0	0	0	--
Boise State	10	-1	1	4
JMU	DNP			

Passing	A-C-Int	Yds	TD	Lg
RMU	0-0-0	0	0	--
Sam Houston	DNP			
Utah State	DNP			
San Jose St.	DNP			
San Diego St.	0-0-0	0	0	--
Wyoming	DNP			



Navy	DNP				
CSU	DNP				
Army	DNP				
Hawaii	DNP				
UNLV	1-2-0	21	0	21	
Boise State	8-17-1	131	0	38	
JMU	DNP				

**Career Statistics****Rushing**

Year	G	Att	Yds	Avg	TD	Lg
2023	4	13	11	0.8	1	6 (RMU)
2022	0	0	0	0.0	0	--
<b>Total</b>	<b>4</b>	<b>13</b>	<b>11</b>	<b>0.8</b>	<b>1</b>	

**Passing**

Year	G	C-A-I	Pct.	Yds	TD	Lg
2023	4	9-19-1	.474	152	0	38 (BSU)
2022	0	0-0-0	.000	0	0	--
<b>Total</b>	<b>4</b>	<b>9-19-1</b>	<b>.474</b>	<b>152</b>	<b>0</b>	

**#15 - Ben Brittain, QB**

6-1, 190, Sr., Hewitt, TX  
(Reicher Catholic)

**2023**

- Played in four games, one start
- First-career start at Boise State...rushed for 24 yards on six carries and was 0-1 passing before leaving due to injury

**Career**

- Played in five games in 2022
- Threw a career-long 80 yard touchdown pass on his only attempt vs. Nevada on his first play of the game...80-yard completion ties as eighth longest in program history...pass attempt was his first since 2020
- Played in two games in 2020...hit only pass attempt of season vs. Boise State (31 yards)

**2023 Game-by-Game**

Rushing	Att	Yds	TD	Lg
RMU	1	7	0	7
Sam Houston	DNP			
Utah State	DNP			
San Jose St.	DNP			
San Diego St.	0	0	0	--
Wyoming	DNP			
Navy	DNP			
CSU	DNP			
Army	DNP			
Hawaii	0	0	0	--
UNLV	DNP			
Boise State	6	24	0	8
JMU	DNP			

Passing	A-C-Int	Yds	TD	Lg
RMU	0-0-0	0	0	--
Sam Houston	DNP			
Utah State	DNP			
San Jose St.	DNP			
San Diego St.	0-0-0	0	0	--
Wyoming	DNP			
Navy	DNP			
CSU	DNP			
Army	DNP			
Hawaii	0-2-2	0	0	--
UNLV	DNP			

Boise State	0-1-0	0	0	--
JMU	DNP			

**2022 Game-by-Game**

Rushing	Att	Yds	TD	Lg
UNI	0	0	0	--
Colorado	DNP			
Wyoming	DNP			
Nevada	3	25	0	19
Navy	DNP			
Utah State	DNP			
UNLV	0	0	0	--
Boise State	0	0	0	--
Army	DNP			
New Mexico	0	0	0	--
Colorado St.	DNP			
San Diego St.	DNP			
Baylor	DNP			

Passing	A-C-Int	Yds	TD	Lg
UNI	0-0-0	0	0	--
Colorado	DNP			
Wyoming	DNP			
Nevada	1-1-0	80	1	80
Navy	DNP			
Utah State	DNP			
UNLV	0-0-0	0	0	--
Boise State	0-1-0	0	0	--
Army	DNP			
New Mexico	0-0-0	0	0	--
Colorado St.	DNP			
Baylor	DNP			

**Career Highs****Rushing**

**Carries:** ..... 6, Boise State, 2023  
**Yards:** ..... 25, Nevada, 2022  
**TDs:** ..... None  
**Long:** ..... 19, Nevada, 2022

**Passing**

**Comps:** ..... 1, Nevada, 2022  
**Atts:** ..... 1, Boise State, 2023  
**Yards:** ..... 80, Nevada, 2022  
**TDs:** ..... 1, Nevada, 2022  
**Long:** ..... 80, Nevada, 2022

**Career Statistics****Rushing**

Year	G	Att	Yds	Avg	TD	Lg
2023	4	7	31	4.4	0	8 (BSU)
2022	5	3	25	8.3	0	19 (Nev)
2021	0	0	0	0.0	0	0
2020	2	4	15	3.8	0	8 (BSU)
<b>Total</b>	<b>11</b>	<b>14</b>	<b>71</b>	<b>5.1</b>	<b>0</b>	

**Passing**

Year	G	C-A-I	Pct.	Yds	TD	Lg
2023	4	0-3-2	.000	0	0	--
2022	5	1-2-0	.500	80	1	80 (Nev)
2021	0	0-0-0	.000	0	0	--
2020	2	1-1-0	1.000	31	0	31 (BSU)
<b>Total</b>	<b>11</b>	<b>2-6-2</b>	<b>.400</b>	<b>111</b>	<b>1</b>	

**Running Backs****#4 - Emmanuel Michel, FB**

5-10, 215, Sr., Lawrenceville, GA  
(Archer)

**2023**

- Played in 11 games, missed two due to injury
- Second-team all-MW selection
- Associated Press All-Bowl Team
- Led the team in rushing with 950 yards and 11 touchdowns
- Ranked fifth in the MW in rushing (86.4), fifth in rushing touchdowns (11) and ninth in yards per carry (4.66)
- Back-to-back 100-yard rushing games, first time in his career, earlier this season
- Career high and Air Force bowl record 203 yards rushing vs. JMU...had a career-high 35 carries, second most in an AF bowl, and two rushing touchdowns, matching an AF bowl record...recorded a season-long run of 54 yards ...named the game's MVP
- Rushed for 130 yards and a TD on 20 carries at CSU...long run of 53 yards
- Team-best 69 yards on 22 carries at Navy
- 22 carries for 97 yards vs. Wyoming
- 18 carries for 78 yards and two TDs vs. SDSU
- Recorded 33 carries for 148 yards and a career-best three touchdowns at San Jose State... 10 of his carries went for first downs or touchdowns, including a touchdown on fourth-and-goal...four of the first downs were on third-down plays... rushed for 53 yards on 13 carries and had four first down runs in the third quarter when Air Force had 24 plays for 134 yards in the quarter
- Rushed for 106 yards and a career-high-tying three TDs on 28 carries vs. Utah State... nine carries went for first downs or touchdowns...on Air Force's final drive to run out the clock, he had three carries for first downs and carried the ball eight straight times... named MW Offensive Player of the Week
- Rushed for 53 yards on eight carries at Sam Houston
- Rushed for 15 yards on four carries vs. RMU

**Career**

- Six career 100-yard rushing games
  - 2023 vs. JMU (35-203-2)
  - 2023 vs. Colorado State (20-130-1)
  - 2023 vs. San Jose State (33-148-3)
  - 2023 vs. Utah State (28-106-3)
  - 2021 vs. Utah State (11-133-2)
  - 2021 vs. UNLV (12-123-1)
- Ranks 27th in AF history with 1,629 career yards...became the 62nd player in program history to top 1,000 yards in the San Jose State game.
- Played in 10 games in 2022
- Season-high 11 carries for 52 yards and a touchdown at UNLV
- Rushed for 39 yards and a touchdown on seven carries vs. Nevada...season long run of 26 yards
- Played in 12 games in 2021
- Third on the team in rushing with 427 yards on 73 carries
- 12 carries for 123 yards and a TD vs. UNLV...

had a career-long run of 64 yards

- Recorded 11 carries for 133 yards and first two touchdowns of his career vs. Utah State... led the team in rushing for the first time in his career

#### 2023 Game-by-Game

Rushing	Att	Yds	TD	Lg
RMU	4	15	0	4
Sam Houston	8	53	0	22
Utah State	28	106	3	8
San Jose St.	33	148	3	17
San Diego St.	18	78	2	8
Wyoming	22	97	0	12
Navy	22	69	0	7
CSU	20	130	1	53
Army	8	37	0	13
Hawaii	DNP			
UNLV	DNP			
Boise State	6	14	0	4
JMU	35	203	2	54

#### 2022 Game-by-Game

Rushing	Att	Yds	TD	Lg
UNI	5	24	0	9
Colorado	6	35	0	7
Wyoming	DNP			
Nevada	7	39	1	26
Navy	DNP			
Utah State	3	12	0	5
UNLV	11	52	1	8
Boise State	1	4	0	4
Army	0	0	0	--
New Mexico	10	60	0	14
Colorado St.	8	30	0	6
San Diego St.	1	-4	0	-4
Baylor	DNP			

#### 2021 Game-by-Game

Rushing	Att	Yds	TD	Lg
Lafayette	1	3	0	3
Navy	1	3	0	3
Utah State	11	133	2	55
FAU	8	30	0	9
New Mexico	7	37	0	8
Wyoming	5	21	0	8
Boise State	1	5	0	5
SDSU	4	1	0	4
Army	DNP			
CSU	5	14	0	5
Nevada	14	51	0	11
UNLV	12	123	1	64
Louisville	4	6	0	2

#### Career Highs

##### Rushing

Carries: ..... 35, JMU, 2023  
Yards:..... 203, JMU, 2023  
TDs: ..... 3, San Jose State, 2023  
Long:..... 64, UNLV, 2021

#### Career Statistics

##### Rushing

Year	G	Att	Yds	Avg	TD	Lg
2023	11	204	950	4.7	11	54 (JMU)
2022	10	52	252	4.8	2	26 (Nev)
2021	12	73	427	5.8	3	64 (UNLV)
<b>Total</b>	<b>33</b>	<b>329</b>	<b>1,629</b>	<b>5.0</b>	<b>16</b>	

## #10 - Jalen Johnson, RB

5-10, 185, Sr., Decatur, GA  
(Collins Hills)

#### 2023

- Played in 13 games
- One of the deep backs on KOR

#### Career

- Played in six games in 2022
- Two carries for 102 yards and a touchdown
- Career-long 80-yard TD run on first-career carry (UNI) which ties as the fifth-longest in program history and longest since 2021

#### 2023 Game-by-Game

Rushing	Att	Yds	TD	Lg
RMU	0	0	0	--
Sam Houston	0	0	0	--
Utah State	1	3	0	3
San Jose St.	0	0	0	--
San Diego St.	0	0	0	--
Wyoming	0	0	0	--
Navy	0	0	0	--
CSU	0	0	0	--
Army	0	0	0	--
Hawaii	1	4	0	4
UNLV	0	0	0	--
Boise State	0	0	0	--
JMU	0	0	0	--

#### 2022 Game-by-Game

Rushing	Att	Yds	TD	Lg
UNI	1	80	1	80
Colorado	DNP			
Wyoming	0	0	0	--
Nevada	0	0	0	--
Navy	DNP			
Utah State	1	22	0	22
UNLV				
Boise State	DNP			
Army	DNP			
New Mexico	0	0	0	--
Colorado St.	DNP			
San Diego St.	DNP			
Baylor	DNP			

#### Career Highs

Carries: ..... 1, Hawaii, 2023  
Yards:..... 80, Northern Iowa, 2022  
TDs: ..... 1, Northern Iowa, 2022  
Long:..... 80, Northern Iowa, 2022

#### Career Statistics

##### Rushing

Year	G	Att	Yds	Avg	TD	Lg
2023	13	2	7	3.5	0	4 (UH)
2022	6	2	102	51.5	1	80 (UNI)
<b>Total</b>	<b>19</b>	<b>4</b>	<b>109</b>	<b>27.3</b>	<b>1</b>	<b>80 (UNI)</b>

## #20 - Dylan Carson, FB

6-0, 210, So., Marysville, WA  
(Marysville Pilchuck)

#### 2023

- Played in nine games, one start
- Fourth on the team in rushing with 493 yards and two touchdowns on 68 carries... averaged 7.3 yards per carry...was not thrown for a loss
- Three straight games with career highs in rushing earlier this season
- Back-to-back 100-yard rushing performances vs. UNLV and Boise State
- First-career start at Boise State, rushing for a career-best 132 yards and a touchdown on 12 carries...had a career-long run of 68 yards, the longest by a Falcon this season
- Career-high 16 carries for then-career-best 104 yards vs. UNLV...first-career 100-yard game
- Then-career-high 13 carries, team-best 87 yards and his first-career touchdown on a 35-yard run at Hawaii
- Five carries for 27 yards vs. SDSU
- Rushed for 63 yards and 11 carries at San Jose State
- Rushed for 50 yards on five carries with a long of 29 yards vs. RMU in first-career game

#### Career

- Did not see any action in 2022

#### 2023 Game-by-Game

Rushing	Att	Yds	TD	Lg
RMU	5	50	0	29
Sam Houston	3	15	0	7
Utah State	1	1	0	1
San Jose St.	11	63	0	14
San Diego St.	5	27	0	10
Wyoming	DNP			
Navy	DNP			
CSU	DNP			
Army	DNP			
Hawaii	13	87	1	35
UNLV	16	104	0	23
Boise State	12	132	1	68
JMU	2	14	0	9

#### Career Highs

Carries: ..... 16, UNLV, 2023  
Yards:..... 132, Boise State, 2023  
TDs: ..... 1, Boise State, 2023  
Long:..... 68, Boise State, 2023

#### Career Statistics

##### Rushing

Year	G	Att	Yds	Avg	TD	Lg
2023	9	68	493	7.3	2	68 (BSU)

**#24 - John Lee Eldridge III, RB**

5-9, 200, Sr., Lee's Summit, MO  
(Lee's Summit North)

**2023**

- Third on the team in rushing with 599 yards and second in touchdowns with six...averaged 7.1 yards per carry
- Rushed for 78 yards on eight carries with a long run of 51 yards vs. JMU
- Rushed for 48 yards and a 55-yard TD vs. UNLV
- Three carries for 65 yards and the game-winning TD on a 58-yard run vs. Wyoming...also had a 17-yard TD catch, the first of his career
- Season-high 102 yards and a career-high two touchdowns on 10 carries at San Jose State
- Rushed for 58 yards and a TD on seven carries vs. Utah State
- Rushed for 72 yards on four carries vs. RMU...career-long run of 65 yards
- Preseason all-MW
- Practiced at both RB and FB in spring and preseason drills

**Career**

- Tied for Air Force career rushing average with 7.5 mark (Mike Brown, 1982-84, 7.5)
- Four career 100-yard rushing games
  - 2023 San Jose State W (10-102-2)
  - 2022 Wyoming L (13-104-0)
  - 2022 Nevada W (8-102-0)
  - 2022 UNLV W (8-116-1)
- Became 61st player in program history to hit 1,000-yard mark for his career (San Jose State, 2023)...ranks 40th with 1,386 yards
- Second on the team in rushing in 2022 with 766 yards and third with four touchdowns
- Averaged 7.7 yards per carry in 2022 which ranks sixth in program history for a single-season
- Rushed for a career-high 116 yards and a touchdown on eight carries at UNLV...scored on a season-long 60 yard run
- Back-to-back 100-yard games (Nevada, Wyoming)
- Played in nine games in 2021, one start...averaged 7.0 yards per carry
- First-career carry came at Colorado State in 2021, scoring on a season-long 16-yard run

**2023 Game-by-Game**

Rushing	Att	Yds	TD	Lg
RMU	4	72	0	65
Sam Houston	6	22	0	11
Utah State	7	58	1	13
San Jose St.	10	102	2	34
San Diego St.	4	26	0	14
Wyoming	3	65	1	58
Navy	4	8	0	3
CSU	11	57	1	12
Army	6	40	0	12
Hawaii	6	19	0	7
UNLV	10	48	1	55
Boise State	5	6	0	3
JMU	8	78	0	51

**2022 Game-by-Game**

Rushing	Att	Yds	TD	Lg
UNI	8	85	1	27
Colorado	8	88	1	40

Wyoming	13	104	0	35
Nevada	8	102	0	48
Navy	7	29	0	7
Utah State	9	52	0	16
UNLV	8	116	1	60
Boise State	4	-2	0	7
Army	1	0	0	0
New Mexico	5	24	1	10
Colorado St.	6	50	1	15
San Diego St.	12	53	0	16
Baylor	10	65	0	34

**2021 Game-by-Game**

Rushing	Att	Yds	TD	Lg
Lafayette	0	0	0	--
Navy	0	0	0	--
Utah State	DNP			
FAU	0	0	0	--
New Mexico	DNP			
Wyoming	0	0	0	--
Boise State	0	0	0	--
SDSU	0	0	0	--
Army	0	0	0	--
CSU	1	16	1	16
Nevada	DNP			
UNLV	2	5	0	4
Louisville	DNP			

**Career Highs**

**Carries:** ..... 13, Wyoming, 2022  
**Yards:** ..... 116, UNLV, 2022  
**TDs:** ..... 2, San Jose State, 2023  
**Long:** ..... 65, RMU, 2023

**Career Statistics**

Rushing	Year	G	Att	Yds	Avg	TD	Lg
	2023	13	84	599	7.1	6	65 (RMU)
	2022	13	99	766	7.7	4	60 (LV)
	2021	9	3	21	7.0	1	16 (CSU)
<b>Total</b>	<b>35</b>	<b>186</b>	<b>1,386</b>	<b>7.45</b>	<b>11</b>		

**#26 - Owen Burk, FB**

5-11, 220, Sr., Grand Rapids, MI  
(Allendale)

**2023**

- Played in 12 games, four starts
- Fifth on the team in rushing with 435 yards on 82 carries...rushed for three TDs
- Led the team in rushing twice
- Set new career high in rushing in three straight games earlier this season
- Rushed for 65 yards on 14 carries vs. UNLV
- Rushed for 62 yards and a TD vs. Wyoming ...recorded a career-long run of 39 yards on a fake punt attempt
- Career-high 110 yards on 15 carries vs. Utah State
- Then-career- and team-high 75 yards and a TD on career-high 18 carries at Sam Houston
- Then-career-high 37 yards and first-career touchdown on six carries in first-career start vs. RMU...career-long run of 27 yards for the TD

**Career**

- Played in six games in 2022, rushing for 43 yards on 16 carries
- Played in four games in 2021
- Played in one game in 2020

**2023 Game-by-Game**

Rushing	Att	Yds	TD	Lg
RMU	6	37	1	27
Sam Houston	18	75	1	10
Utah State	15	110	0	24
San Jose St.	DNP			
San Diego St.	5	20	0	9
Wyoming	4	62	1	39
Navy	2	10	0	6
CSU	5	24	0	7
Army	3	8	0	4
Hawaii	7	20	0	7
UNLV	14	65	0	12
Boise State	0	0	0	--
JMU	2	8	0	5

**2022 Game-by-Game**

Rushing	Att	Yds	TD	Lg
UNI	2	-2	0	-2
Colorado	0	0	0	--
Wyoming	DNP			
Nevada	3	9	0	4
Navy	DNP			
Utah State	0	0	0	--
UNLV	11	36	0	9
Boise State	DNP			
Army	DNP			
New Mexico	0	0	0	--
Colorado St.	DNP			
San Diego St.	DNP			
Baylor	DNP			

**2021 Game-by-Game**

Rushing	Att	Yds	TD	Lg
Lafayette	1	6	0	6
Navy	DNP			
Utah State	0	0	0	--
FAU	DNP			
New Mexico	DNP			
Wyoming	DNP			
Boise State	DNP			
SDSU	DNP			
Army	DNP			
Colorado St.	0	0	0	--
Nevada	DNP			
UNLV	5	16	0	7
Louisville	DNP			

**Career Highs**

**Carries:** ..... 18, Sam Houston, 2023  
**Yards:** ..... 110, Utah State, 2023  
**TDs:** ..... 1, Sam Houston, 2023  
**Long:** ..... 29, Wyoming, 2023

**Career Statistics**

Rushing	Year	G	Att	Yds	Avg	TDs	Lg
	2023	12	82	435	5.3	3	39 (Wyo)
	2022	6	16	43	2.7	0	9 (UNLV)
	2021	4	6	22	3.7	0	7 (UNLV)
	2020	1	1	2	2.0	0	2 (BSU)
<b>Total</b>	<b>23</b>	<b>105</b>	<b>502</b>	<b>4.8</b>	<b>3</b>		

## #28 - Aiden Calvert, RB

5-10, 205, Jr., Chula Vista, CA  
(Mater Dei Catholic)

## 2023

- Played in 13 games
- Averaged 7.7 yards per carry
- Rushed for 17 yards on two carries vs. JMU
- Career highs of five carries for 45 yards at San Jose State
- Four carries for 20 yards at Boise State

## Career

- Played in four games in 2022
- Two carries for career-high 24 yards at UNLV...long run of 15 yards
- First-career TD vs. Nevada on a six-yard run
- Did not see any action in 2021

## 2023 Game-by-Game

Rushing	Att	Yds	TD	Lg
RMU	2	21	0	12
Sam Houston	2	15	0	18
Utah State	1	6	0	6
San Jose St.	5	45	0	14
San Diego St.	1	2	0	2
Wyoming	0	0	0	--
Navy	1	22	0	22
CSU	1	12	0	12
Army	1	3	0	3
Hawaii	2	8	0	5
UNLV	1	6	0	6
Boise State	4	20	0	11
JMU	2	17	0	10

## 2022 Game-by-Game

Rushing	Att	Yds	TD	Lg
UNI	1	15	0	15
Colorado	DNP			
Wyoming	DNP			
Nevada	1	6	1	6
Navy	DNP			
Utah State	DNP			
UNLV	2	24	0	15
Boise State	DNP			
Army	DNP			
New Mexico	DNP			
Colorado St.	DNP			
San Diego St.	DNP			
Baylor	DNP			

## Career Highs

Rushes:..... 5, San Jose State, 2023

Yards:..... 45, San Jose State, 2023

TDs: ..... 1, Nevada, 2022

Long:..... 22, Navy, 2023

## Career Statistics

## Receiving

Year	G	Att	Yds	Avg	TDs	Lg
2023	13	23	177	7.7	0	22 (Navy)
2022	4	4	45	11.3	1	15 (UNLV)
2021	0	0	0	0.0	0	--
<b>Total</b>	<b>17</b>	<b>27</b>	<b>222</b>	<b>8.2</b>	<b>1</b>	

## #33 - Jet Harris, FB

6-1, 225, Sr., Gray, TN  
(Dobyns Bennett)

## 2023

- Played in 13 games, one start (SHS)
- Rushed for five yards and his first-career touchdown on two carries at San Jose State

## Career

- Played in three games in 2022, rushing for 70 yards on 17 carries
- Career highs of 11 carries for 49 yards vs. Nevada
- Played in one game in 2021, seeing action vs. UNLV (4 carries, 24 yards rushing)
- Did not see any action in 2020

## 2023 Game-by-Game

Rushing	Att	Yds	TD	Lg
RMU	1	4	0	4
Sam Houston	1	3	0	3
Utah State	0	0	0	--
San Jose St.	2	5	1	3
San Diego St.	0	0	0	--
Wyoming	0	0	0	--
Navy	0	0	0	--
CSU	0	0	0	--
Army	1	8	0	8
Hawaii	0	0	0	--
UNLV	0	0	0	--
Boise State	0	0	0	--
JMU	0	0	0	--

## 2022 Game-by-Game

Rushing	Att	Yds	TD	Lg
UNI	2	15	0	9
Colorado	DNP			
Wyoming	DNP			
Nevada	11	44	0	9
Navy	DNP			
Utah State	DNP			
UNLV	DNP			
Boise State	DNP			
Army	DNP			
New Mexico	4	11	0	4
Colorado St.	DNP			
San Diego St.	DNP			
Baylor	DNP			

## 2021 Game-by-Game

Rushing	Att	Yds	TD	Lg
Lafayette	DLNP			
Navy	DNP			
Utah State	DNP			
FAU	DNP			
New Mexico	DNP			
Wyoming	DNP			
Boise State	DNP			
SDSU	DNP			
Army	DNP			
Colorado St.	DNP			
Nevada	DNP			
UNLV	4	24	0	8
Louisville	DNP			

## Career Highs

Carries: ..... 11, Nevada, 2022

Yards:..... 44, Nevada, 2022

TDs: ..... 1, San Jose State, 2023

Long:..... 9, Nevada, 2022

## Career Statistics

## Rushing

Year	G	Att	Yds	Avg	TDs	Lg
2023	13	5	20	4.0	1	8 (Army)
2022	3	17	70	4.1	0	9 (Nev)
2021	1	4	24	6.0	0	8 (UNLV)
2020	0	0	0	0.0	0	--
<b>Total</b>	<b>17</b>	<b>26</b>	<b>114</b>	<b>4.4</b>	<b>1</b>	

## Wide Receivers

## #2 - Brandon Engel, WR

6-2, 210, Jr., Dallas, TX  
(Lake Dallas)

## 2023

- Played in 11 games, five starts
- Second on the team in receiving with 10 catches for 178 yards
- At least one reception in four of the last six games
- Career highs of four catches for 57 yards at Boise State
- First-career start came vs. Wyoming
- One catch for 39 yards at Hawaii
- Two catches for 22 yards vs. Army
- One catch for 28 yards vs. Utah State
- Team's top returning receiver with three catches for 40 yards

## Career

- Played in 13 games in 2022
- Tied for third on the team in receiving with three catches for 40 yards
- Recovered on-side kicks vs. Colorado State and Baylor in the bowl game
- Did not see any action in 2021

## 2023 Game-by-Game

Receiving	Att	Yds	TD	Lg
RMU	DNP			
Sam Houston	DNP			
Utah State	1	28	0	28
San Jose St.	0	0	0	--
San Diego St.	1	18	0	18
Wyoming	0	0	0	--
Navy	0	0	0	--
CSU	1	14	0	14
Army	2	22	0	14
Hawaii	1	39	0	39
UNLV	0	0	0	--
Boise State	4	57	0	20
JMU	0	0	0	--

## 2022 Game-by-Game

Receiving	Att	Yds	TD	Lg
UNI	0	0	0	--
Colorado	0	0	0	--
Wyoming	0	0	0	--
Nevada	0	0	0	--
Navy	1	15	0	15
Utah State	2	25	0	14
UNLV	0	0	0	--
Boise State	0	0	0	--
Army	0	0	0	--
New Mexico	0	0	0	--



Colorado St.	0	0	0	--
San Diego St.	0	0	0	--
Baylor	0	0	0	--

#### Career Highs

**Catches:**..... 4, Boise State, 2023  
**Yards:**..... 57, Boise State, 2023  
**TDs:** ..... None  
**Long:**..... 39, Hawaii, 2023

#### Career Statistics

##### Receiving

Year	G	Att	Yds	Avg	TDs	Lg
2023	11	10	178	17.8	0	39 (UH)
2022	13	3	40	13.3	0	15 (Navy)
2021	0	0	0	0.0	0	--
<b>Total</b>	<b>24</b>	<b>13</b>	<b>218</b>	<b>16.8</b>	<b>0</b>	

### #6 - Cameron Breier, WR

6-2, 195, Jr., Pasco, WA  
(Chiawana)

#### 2023

- Played in three games

#### Career

- Played in 12 games in 2022
- Did not see any action in 2021

#### 2023 Game-by-Game

Receiving	Att	Yds	TD	Lg
RMU	0	0	0	--
Sam Houston	DNP			
Utah State	DNP			
San Jose St.	0	0	0	--
San Diego St.	0	0	0	--
Wyoming	DNP			
Navy	DNP			
CSU	DNP			
Army	DNP			
Hawaii	DNP			
UNLV	DNP			
Boise State	DNP			
JMU	DNP			

#### 2022 Game-by-Game

Receiving	Att	Yds	TD	Lg
UNI	DNP			
Colorado	0	0	0	--
Wyoming	0	0	0	--
Nevada	0	0	0	--
Navy	0	0	0	--
Utah State	0	0	0	--
UNLV	0	0	0	--
Boise State	0	0	0	--
Army	0	0	0	--
New Mexico	0	0	0	--
Colorado St.	0	0	0	--
San Diego St.	0	0	0	--
Baylor	0	0	0	--

#### Career Highs

**Catches:**..... None  
**Yards:**..... None  
**TDs:** ..... None  
**Long:**..... None

#### Career Statistics

##### Receiving

Year	G	Att	Yds	Avg	TDs	Lg
2023	3	0	0	0.0	0	--
2022	12	0	0	0.0	0	--
2021	0	0	0	0.0	0	--
<b>Total</b>	<b>15</b>	<b>0</b>	<b>0</b>	<b>0.0</b>	<b>0</b>	

### #11 - Wyatt Wilson, WR

6-3, 195, Sr., New Canaan, CT  
(New Canaan)

#### 2023

- Played in 12 games, one start (JMU)
- Caught a pass in three of the last five games
- Career-long 38 yard catch at Boise State
- Career highs of three catches for 47 yards vs. Army...first catches of his career

#### Career

- Played in four games in 2022
- Played in three games in 2021

#### 2023 Game-by-Game

Receiving	Att	Yds	TD	Lg
RMU	0	0	0	--
Sam Houston	0	0	0	--
Utah State	0	0	0	--
San Jose St.	0	0	0	--
San Diego St.	0	0	0	--
Wyoming	0	0	0	--
Navy	0	0	0	--
CSU	DNP			
Army	3	47	0	27
Hawaii	0	0	0	--
UNLV	1	21	0	21
Boise State	1	38	0	38
JMU	0	0	0	--

#### 2022 Game-by-Game

Receiving	Att	Yds	TD	Lg
UNI	DNP			
Colorado	DNP			
Wyoming	DNP			
Nevada	0	0	0	--
Navy	DNP			
Utah State	DNP			
UNLV	0	0	0	--
Boise State	0	0	0	--
Army	DNP			
New Mexico	0	0	0	--
Colorado St.	DNP			
San Diego St.	DNP			
Baylor	DNP			

#### 2021 Game-by-Game

Receiving	Att	Yds	TD	Lg
Lafayette	0	0	0	0
Navy	DNP			
Utah State	DNP			
FAU	0	0	0	0
New Mexico	DNP			
Wyoming	DNP			
Boise State	DNP			
SDSU	DNP			
Army	DNP			
CSU	DNP			
Nevada	DNP			
UNLV	0	0	0	0
Louisville	DNP			

#### Career Highs

**Catches:**..... 3, Army, 2023  
**Yards:**..... 47, Army, 2023  
**TDs:** ..... None  
**Long:**..... 38, Boise State, 2023

#### Career Statistics

##### Receiving

Year	G	Att	Yds	Avg	TDs	Lg
2023	12	5	106	21.2	0	38 (BSU)
2022	4	0	0	0.0	0	--
2021	3	0	0	0.0	0	--
2020	0	0	0	0.0	0	--
<b>Total</b>	<b>19</b>	<b>5</b>	<b>106</b>	<b>21.2</b>	<b>0</b>	

### #13 - Jared Roznos, WR

6-0, 190, Jr., Sacramento, CA  
(Seattle Prep)

#### 2023

- Played in 10 games, nine starts
- Led the team in receiving with 12 catches, 374 yards and three touchdowns
- Set AF single-season record for yards per reception (31.2), breaking the mark of 30.3 set by Brandon Lewis in 2021
- Caught a pass in eight of his 10 games
- Scored on a 42-yard TD catch vs. JMU
- Career-best three catches for 34 yards vs. Wyoming
- Two catches for 79 yards and a TD vs. SDSU
- First-career start vs. RMU...recording first-career statistics with two catches, 95 yards, a touchdown and a long of 84 yards for the TD...84-yard TD reception ties as the fifth-longest in program history

#### Career

- Played in one game in 2022 (Nevada)
- Did not see any action in 2021

#### 2023 Game-by-Game

Receiving	Att	Yds	TD	Lg
RMU	2	95	1	84
Sam Houston	0	0	0	--
Utah State	1	49	0	49
San Jose St.	1	22	0	22
San Diego St.	2	79	1	53
Wyoming	3	34	0	19
Navy	1	34	0	34
CSU	0	0	0	--
Army	1	19	0	19
Hawaii	DNP			
UNLV	DNP			
Boise State	DNP			
JMU	1	42	1	42

#### 2022 Game-by-Game

Receiving	Att	Yds	TD	Lg
UNI	DNP			
Colorado	DNP			
Wyoming	DNP			
Nevada	0	0	0	--
Navy	DNP			
Utah State	DNP			
UNLV	DNP			
Boise State	DNP			
Army	DNP			
New Mexico	DNP			
Colorado St.	DNP			
San Diego St.	DNP			
Baylor	DNP			

**Career Highs**

**Catches:**..... 3, Wyoming, 2023  
**Yards:**..... 95, RMU, 2023  
**TDs:** ..... 1, JMU, 2023  
**Long:**..... 84, RMU, 2023

**Career Statistics****Receiving**

Year	G	Att	Yds	Avg	TDs	Lg
2023	10	12	374	31.2	3	84 (RMU)
2022	1	0	0	0.0	0	--
2021	0	0	0	0.0	0	--
<b>Totals</b>	<b>11</b>	<b>12</b>	<b>374</b>	<b>31.2</b>	<b>3</b>	

**#18 - Kendin Alexander, WR**

**5-10, 165, Jr., Seattle, WA**  
**(Seattle Prep)**

**2023**

- Played in three games

**Career**

- Played in four games in 2022
- Did not see any action in 2021

**2023 Game-by-Game**

Receiving	Att	Yds	TD	Lg
RMU	0	0	0	--
Sam Houston	DNP			
Utah State	DNP			
San Jose St.	DNP			
San Diego St.	0	0	0	--
Wyoming	DNP			
Navy	DNP			
CSU	DNP			
Army	DNP			
Hawaii	DNP			
UNLV	DNP			
Boise State	0	0	0	--
JMU	DNP			

**2022 Game-by-Game**

Receiving	Att	Yds	TD	Lg
UNI	0	0	0	--
Colorado	0	0	0	--
Wyoming	DNP			
Nevada	0	0	0	--
Navy	DNP			
Utah State	DNP			
UNLV	DNP			
Boise State	DNP			
Army	DNP			
New Mexico	0	0	0	--
Colorado St.	DNP			
San Diego St.	DNP			
Baylor	DNP			

**Career Highs**

**Catches:**..... None  
**Yards:**..... None  
**TDs:** ..... None  
**Long:**..... None

**Career Statistics****Receiving**

Year	G	Att	Yds	Avg	TDs	Lg
2023	3	0	0	0.0	0	--
2022	4	0	0	0.0	0	--
2021	0	0	0	0.0	0	--
<b>Total</b>	<b>7</b>	<b>0</b>	<b>0</b>	<b>0.0</b>	<b>0</b>	

**#21 - Cade Harris, WR**

**5-8, 180, Jr., South Weber, UT**  
**(Roy)**

**2023**

- Played in 13 games, eight starts
- Matched career high with two catches for 32 yards at Boise State
- Rushed for a career-high 33 yards on two carries with a career-long run of 29 yards vs. UNLV
- Career-best 65-yard reception at Hawaii
- Four carries for 28 yards and a TD vs. San Diego State...also had two catches for career-best 82 yards and a TD...scored on a career-long 54-yard catch
- Rushed for first-career touchdown vs. RMU, scoring on a three-yard run

**Career**

- Played in four games in 2022...missed the last nine due to injury
- Season highs with two catches for 45 yards and a long of 41 yards at Wyoming...first-career touchdown, scoring on a 41-yard catch
- Did not see any action in 2021

**2023 Game-by-Game**

Receiving	Att	Yds	TD	Lg
RMU	0	0	0	--
Sam Houston	0	0	0	--
Utah State	0	0	0	--
San Jose St.	0	0	0	--
San Diego St.	2	82	1	54
Wyoming	0	0	0	--
Navy	0	0	0	--
CSU	0	0	0	--
Army	0	0	0	--
Hawaii	1	65	0	65
UNLV	0	0	0	--
Boise State	2	32	0	17
JMU	0	0	0	--

Rushing	Att	Yds	TD	Lg
RMU	1	3	1	3
Sam Houston	0	0	0	--
Utah State	0	0	0	--
San Jose St.	0	0	0	--
San Diego St.	4	28	1	9
Wyoming	0	0	0	--
Navy	0	0	0	--
CSU	0	0	0	--
Army	0	0	0	--
Hawaii	2	6	0	10
UNLV	2	33	0	29
Boise State	2	22	0	11
JMU	0	0	0	--

**2022 Game-by-Game**

Receiving	Att	Yds	TD	Lg
UNI	0	0	0	--
Colorado	0	0	0	--
Wyoming	2	45	1	41
Nevada	0	0	0	--
Navy	DNP			
Utah State	DNP			
UNLV	DNP			
Boise State	DNP			
Army	DNP			
New Mexico	DNP			
Colorado St.	DNP			
San Diego St.	DNP			
Baylor	DNP			

**2022 Game-by-Game**

Rushing	Att	Yds	TD	Lg
UNI	0	0	0	--
Colorado	0	0	0	--
Wyoming	0	0	0	--
Nevada	1	2	0	2
Navy	DNP			
Utah State	DNP			
UNLV	DNP			
Boise State	DNP			
Army	DNP			
New Mexico	DNP			
Colorado St.	DNP			
San Diego St.	DNP			
Baylor	DNP			

**Career Highs****Receiving**

**Catches:**..... 2, Boise State, 2023  
**Yards:**..... 65, Hawaii, 2023  
**TDs:** ..... 1, San Diego State, 2023  
**Long:**..... 65, Hawaii, 2023

**Rushing**

**Rushes:**..... 4, San Diego State, 2023  
**Yards:**..... 33, UNLV, 2023  
**TDs:** ..... 1, San Diego State, 2023  
**Long:**..... 29, UNLV, 2023

**Career Statistics****Receiving**

Year	G	Att	Yds	Avg	TDs	Lg
2023	13	5	179	35.8	1	65 (UH)
2022	4	2	45	22.5	1	41 (Wyo)
2021	0	0	0	0.0	0	--
<b>Total</b>	<b>17</b>	<b>7</b>	<b>224</b>	<b>32.0</b>	<b>2</b>	

**Rushing**

Year	G	Att	Yds	Avg	TDs	Lg
2023	13	11	81	7.4	2	29 (UNLV)
2022	4	1	2	2.0	0	2 (Nev)
2021	0	0	0	0.0	0	--
<b>Total</b>	<b>17</b>	<b>12</b>	<b>83</b>	<b>6.9</b>	<b>2</b>	

**#23 - Dane Kinamon, WR**

**6-0, 205, Sr., Peachtree City, GA**  
**(McIntosh)**

**2023**

- Played in nine games, six starts
- One catch for a nine-yard TD vs. CSU
- Set new school record for longest pass play with a 94-yard touchdown catch at Navy...the 94-yard play also ties as the longest play from scrimmage in program history
- One catch for six yards at San Jose State, came on fourth down and was a first down
- One carry for four yards and one catch for seven yards vs. Utah State
- 19-yard KOR vs. Sam Houston

**Career**

- Played in three games in 2022, missing 10 due to injury
- Recorded career highs in rushing and receiving vs. UNI, rushing for 77 yards on two carries with a career-long 71 yard TD rush... career-high 80 yards receiving on a career-long 80 yard TD catch, the eighth longest in program history...career-best 157 all-purpose yards
- Returned to the Academy in 2021 after missing 2020

- Played in 11 games in 2019

#### 2023 Game-by-Game

Receiving	Att	Yds	TD	Lg
RMU	DNP			
Sam Houston	0	0	0	--
Utah State	0	0	0	--
San Jose St.	1	6	0	6
San Diego St.	DNP			
Wyoming	0	0	0	--
Navy	1	94	1	94
CSU	1	9	1	9
Army	1	10	0	10
Hawaii	DNP			
UNLV	DNP			
Boise State	0	0	0	--
JMU	0	0	0	--

Rushing	Att	Yds	TD	Lg
RMU	DNP			
Sam Houston	0	0	0	--
Utah State	1	4	0	4
San Jose St.	0	0	0	--
San Diego St.	DNP			
Wyoming	0	0	0	--
Navy	0	0	0	--
CSU	3	8	0	3
Army	0	0	0	--
Hawaii	DNP			
UNLV	DNP			
Boise State	0	0	0	--
JMU	3	9	0	5

#### 2022 Game-by-Game

Receiving	Att	Yds	TD	Lg
UNI	1	80	1	80
Colorado	1	8	0	8
Wyoming	DNP			
Nevada	DNP			
Navy	DNP			
Utah State	DNP			
UNLV	DNP			
Boise State	DNP			
Army	0	0	0	--
New Mexico	DNP			
Colorado St.	DNP			
San Diego St.	DNP			
Baylor	DNP			

Rushing	Att	Yds	TD	Lg
UNI	2	77	1	71
Colorado	3	21	0	9
Wyoming	DNP			
Nevada	DNP			
Navy	DNP			
Utah State	DNP			
UNLV	DNP			
Boise State	DNP			
Army	0	0	0	--
New Mexico	DNP			
Colorado St.	DNP			
San Diego St.	DNP			
Baylor	DNP			

#### 2021 Game-by-Game

Receiving	Att	Yds	TD	Lg
Lafayette	0	0	0	--
Navy	0	0	0	--
Utah State	0	0	0	--
FAU	0	0	0	--
New Mexico	0	0	0	--
Wyoming	0	0	0	--
Boise State	0	0	0	--
SDSU	1	14	0	14

Army	4	66	1	23
CSU	2	21	1	20
Nevada	0	0	0	--
UNLV	DNP			
Louisville	3	40	0	15

Rushing	Att	Yds	TD	Lg
Lafayette	0	0	0	--
Navy	1	1	0	1
Utah State	2	10	1	7
FAU	5	29	0	14
New Mexico	5	21	1	9
Wyoming	2	-3	1	2
Boise State	1	-1	0	-1
SDSU	3	13	1	6
Army	1	3	0	3
CSU	8	65	0	16
Nevada	6	22	1	7
UNLV	DNP			
Louisville	3	5	0	9

#### Career Highs

##### Receiving

Catches:..... 4, Army, 2021

Yards:..... 94, Navy, 2023

TDs: ..... 1, Colorado State, 2023

Long:..... 94, Navy, 2023

##### Rushing

Carries: ..... 8, Colorado State, 2021

Yards:..... 77, Northern Iowa, 2022

TDs: ..... 1, Northern Iowa, 2022

Long:..... 71, Northern Iowa, 2022

#### Career Statistics

##### Receiving

Year	G	Att	Yds	Avg	TDs	Lg
2023	9	5	126	25.2	2	94 (Navy)
2022	3	2	88	44.0	1	80 (UNI)
2021	12	10	141	14.1	2	23 (Army)
2019	11	0	0	0.0	0	--
<b>Total</b>	<b>35</b>	<b>17</b>	<b>355</b>	<b>20.9</b>	<b>5</b>	

##### Rushing

Year	G	Att	Yds	Avg	TDs	Lg
2023	9	7	21	3.0	0	5 (JMU)
2022	3	5	98	19.6	1	71 (UNI)
2021	12	37	165	4.3	5	16 (CSU)
2019	11	0	0	0.0	0	--
<b>Totals</b>	<b>35</b>	<b>49</b>	<b>284</b>	<b>6.0</b>	<b>6</b>	

## Tight Ends

### #81 - James Bryant, TE

6-4, 230, Sr., Roswell, GA

(Blessed Trinity)

#### 2023

- Played in 13 games, two starts
- First-career start vs. RMU

#### Career

- Played in 13 games in 2022
- First-career game vs. UNI, recording first-career catch for seven yards
- Did not see any action in 2021
- Did not see any action in 2020

#### 2023 Game-by-Game

Receiving	Att	Yds	TD	Lg
RMU	0	0	0	--
Sam Houston	0	0	0	--
Utah State	0	0	0	--
San Jose St.	0	0	0	--
San Diego St.	0	0	0	--
Wyoming	0	0	0	--
Navy	0	0	0	--
CSU	0	0	0	--
Army	0	0	0	--
Hawaii	0	0	0	--
UNLV	0	0	0	--
Boise State	0	0	0	--
JMU	0	0	0	--

#### 2022 Game-by-Game

Receiving	Att	Yds	TD	Lg
UNI	1	7	0	7
Colorado	0	0	0	--
Wyoming	0	0	0	--
Nevada	0	0	0	--
Navy	0	0	0	--
Utah State	0	0	0	--
UNLV	0	0	0	--
Boise State	0	0	0	--
Army	0	0	0	--
New Mexico	0	0	0	--
Colorado St.	0	0	0	--
San Diego St.	0	0	0	--
Baylor	0	0	0	--

#### Career Highs

Catches:..... 1, Northern Iowa, 2022

Yards:..... 7, Northern Iowa, 2022

TDs: ..... None

Long:..... 7, Northern Iowa, 2022

#### Career Statistics

##### Receiving

Year	G	Att	Yds	Avg	TDs	Lg
2023	13	0	0	0.0	0	--
2022	13	1	7	7.0	0	7 (UNI)
2021	0	0	0	0.0	0	--
2020	0	0	0	0.0	0	--
<b>Total</b>	<b>26</b>	<b>1</b>	<b>7</b>	<b>7.0</b>	<b>0</b>	

**#82 - Connor McIntee, TE**6-3, 235, Sr., Sacramento, CA  
(Jesuit)**2023**

- Played in four games

**Career**

- Played in three games in 2022
- Played in one game in 2021 (UNLV)
- Did not see any action 2020

**2023 Game-by-Game**

Receiving	Att	Yds	TD	Lg
RMU	0	0	0	--
Sam Houston	DNP			
Utah State	0	0	0	--
San Jose St.	0	0	0	--
San Diego St.	0	0	0	--
Wyoming	DNP			
Navy	DNP			
CSU	DNP			
Army	DNP			
Hawaii	DNP			
UNLV	DNP			
Boise State	DNP			
JMU	DNP			

**2022 Game-by-Game**

Receiving	Att	Yds	TD	Lg
UNI	0	0	0	--
Colorado	DNP			
Wyoming	DNP			
Nevada	0	0	0	--
Navy	DNP			
Utah State	DNP			
UNLV	DNP			
Boise State	DNP			
Army	DNP			
New Mexico	0	0	0	--
Colorado St.	DNP			
San Diego St.	DNP			
Baylor	DNP			

**Career Highs**

Catches:..... None  
 Yards:..... None  
 TDs: ..... None  
 Long:..... None

**Career Statistics**

Receiving						
Year	G	Att	Yds	Avg	TDs	Lg
2023	4	0	0	0.0	0	--
2022	3	0	0	0.0	0	--
2021	1	0	0	0.0	0	--
2020	0	0	0	0.0	0	--
<b>Total</b>	<b>8</b>	<b>0</b>	<b>0</b>	<b>0.0</b>	<b>0</b>	<b>--</b>

**#84 - Caleb Rillos**6-5, 255, Sr., Golden, CO  
(Ralston Valley)**2023**

- Played in 13 games, 11 starts
- Third on the team in receiving with eight catches for 97 yards
- Five straight games with a catch earlier this season, longest streak of career
- Had a catch in seven of the last nine games
- One catch for season-long 35 yards vs. UNLV
- One catch for six yards at CSU
- One catch for 22 yards vs. Navy
- Career-best two catches for seven yards vs. Wyoming
- One catch for 10 yards, coming vs. SDSU

**Career**

- Played in 13 games in 2022, starting seven
- One catch for 15 yards and his first-career touchdown vs. Baylor in the bowl game
- First career start vs. UNI in season opener
- Academic all-district selection in football... has a 3.89 grade point average and is majoring in mechanical engineering
- Played in two bowl games (2021, 2022) and has a catch in each game...one catch for 40 yards vs. Louisville in 2021, one catch for 15 yards and a TD vs. Baylor in 2022
- Played in eight games in 2021
- Did not see any action in 2020

**2023 Game-by-Game**

Receiving	Att	Yds	TD	Lg
RMU	0	0	0	--
Sam Houston	0	0	0	--
Utah State	0	0	0	--
San Jose St.	0	0	0	--
San Diego St.	1	10	0	10
Wyoming	2	7	0	4
Navy	1	22	0	22
CSU	1	6	0	6
Army	1	11	0	11
Hawaii	0	0	0	--
UNLV	1	35	0	35
Boise State	0	0	0	--
JMU	1	6	0	6

**2022 Game-by-Game**

Receiving	Att	Yds	TD	Lg
UNI	0	0	0	--
Colorado	0	0	0	--
Wyoming	0	0	0	--
Nevada	0	0	0	--
Navy	0	0	0	--
Utah State	1	15	0	15
UNLV	0	0	0	--
Boise State	0	0	0	--
Army	0	0	0	--
New Mexico	0	0	0	--
Colorado St.	0	0	0	--
San Diego St.	0	0	0	--
Baylor	1	15	1	15

**2021 Game-by-Game**

Receiving	Att	Yds	TD	Lg
Lafayette	DNP			
Navy	DNP			
Utah State	DNP			
FAU	DNP			
New Mexico	DNP			
Wyoming	0	0	0	--
Boise State	0	0	0	--

SDSU	0	0	0	--
Army	0	0	0	--
CSU	0	0	0	--
Nevada	0	0	0	--
UNLV	0	0	0	--
Louisville	1	40	0	40

**Career Highs**

Catches:..... 2, Wyoming, 2023  
 Yards:..... 40, Louisville, 2021  
 TDs: ..... 1, Baylor, 2022  
 Long:..... 40, Louisville, 2021

**Career Statistics**

Receiving						
Year	G	Att	Yds	Avg	TDs	Lg
2023	13	8	97	12.1	0	22 (Navy)
2022	13	2	30	15.0	1	15 (BU)
2021	8	1	40	40.0	0	40 (LU)
2020	0	0	0	0.0	0	--
<b>Total</b>	<b>34</b>	<b>11</b>	<b>167</b>	<b>15.2</b>	<b>1</b>	



## Corner Backs

### #0 - Trey Williams, CB

5-10, 175, Jr., Atlanta, GA  
(Loganville)

#### 2023

- Played in 13 games, five starts
- Back-to-back games with career highs earlier this season
- Two tackles and a QBH vs. JMU
- Career-best nine tackles vs. UNLV
- Seven tackles at Hawaii
- Five tackles in first start of the season vs. Army
- One tackle and career-best two PBU at CSU
- Two tackles at San Jose State
- Five tackles vs. Utah State...also had a TFL and PBU

#### Career

- Played in 12 games in 2022, starting one
- Career-high two tackles at UNLV
- Did not see any action in 2021

#### 2023 Game-by-Game

Defense	U-A-T	Other
RMU	0-0-0	FR
Sam Houston	0-0-0	--
Utah State	1-4-5	TFL, PBU
San Jose St.	1-1-2	--
San Diego St.	0-0-0	--
Wyoming	1-0-1	--
Navy	1-0-1	--
CSU	1-0-1	2 PBU
Army	3-2-5	--
Hawaii	5-2-7	--
UNLV	6-3-9	PBU
Boise State	2-0-2	--
JMU	2-0-2	QBH

#### 2022 Game-by-Game

Defense	U-A-T	Other
UNI	0-0-0	--
Colorado	0-0-0	--
Wyoming	0-0-0	--
Nevada	2-0-2	--
Navy	0-0-0	--
Utah State	0-0-0	--
UNLV	0-2-2	--
Boise State	0-1-1	--
Army	DNP	--
New Mexico	0-0-0	--
Colorado St.	0-0-0	--
San Diego St.	1-0-1	Sack
Baylor	0-0-0	--

#### Career Highs

UT: ..... 6, UNLV, 2023  
AT: ..... 4, Utah State, 2023  
TOT: ..... 9, UNLV, 2023  
TFL: ..... 1.0, San Diego State, 2022

#### Career Highs

Tackles	Year	G	U-A-T	TFL	Sacks	INT
	2023	13	23-12-35	0.5-4	0.5-4	0-0
	2022	12	3-3-6	1.0-10	1.0-10	0-0
	2021	0	0-0-0	0.0-0	0.0-0	0-0
<b>Total</b>	<b>25</b>	<b>25</b>	<b>26-15-41</b>	<b>1.5-14</b>	<b>1.5-14</b>	<b>0-0</b>

### #3 - Jamari Bellamy, CB

6-2, 185, Jr., Atlanta, GA  
(McEachern)

#### 2023

- Started all 13 games
- Team-best six tackles, 1.0 TFL and a PBU vs. JMU
- Five tackles at Boise State
- Season-high seven tackles at CSU
- Two tackles, INT and a PBU at Navy
- Three tackles and two PBU vs. Utah State
- First-career start vs. RMU, one tackle and a TFL...also had a FR

#### Career

- Played in 13 games in 2022, starting four
- Career high 10 tackles at Utah State
- Started first game of his career at Wyoming, recording three tackles
- Did not see any action in 2021

#### 2023 Game-by-Game

Defense	U-A-T	Other
RMU	1-0-1	TFL, FR
Sam Houston	2-0-2	--
Utah State	3-0-3	2 PBU
San Jose St.	1-2-3	--
San Diego St.	0-1-1	--
Wyoming	1-1-2	--
Navy	1-1-2	INT, PBU
CSU	2-5-7	--
Army	0-0-0	--
Hawaii	2-0-2	--
UNLV	0-1-1	PBU
Boise State	4-1-5	--
JMU	6-0-6	TFL, PBU

#### 2022 Game-by-Game

Defense	U-A-T	Other
UNI	2-0-2	--
Colorado	0-0-0	--
Wyoming	2-1-3	--
Nevada	1-0-1	--
Navy	0-0-0	--
Utah State	6-4-10	0.5 TFL
UNLV	1-1-2	INT
Boise State	0-0-0	--
Army	0-0-0	--
New Mexico	0-0-0	--
Colorado St.	0-0-0	--
San Diego St.	3-1-4	PBU
Baylor	2-1-3	--

#### Career Highs

UT: ..... 6, Utah State, 2022  
AT: ..... 5, Colorado State, 2023  
TOT: ..... 10, Utah State, 2022  
TFL: ..... 1.0, Robert Morris, 2023

#### Career Statistics

Tackles	Year	G	U-A-T	TFL	Sacks	INT
	2023	13	23-12-35	2.0-3	0.0-0	1-1
	2022	13	18-9-27	0.5-2	0.0-0	1-8
	2021	0	0-0-0	0.0-0	0.0-0	0-0
<b>Total</b>	<b>26</b>	<b>26</b>	<b>41-21-62</b>	<b>2.5-5</b>	<b>0.0-0</b>	<b>2-9</b>

### #5 - Corey Collins, CB

5-11, 185, Sr., Suwanee, GA  
(Peachtree Ridge)

#### 2023

- Played in 11 games
- Season-best three tackles vs. JMU
- Two tackles at Boise State

#### Career

- Played in eight games in 2022
- Did not see any action in 2021
- Played in three games in 2020, seeing action vs. Navy, Boise State and Utah State

#### 2023 Game-by-Game

Defense	U-A-T	Other
RMU	DNP	--
Sam Houston	0-0-0	--
Utah State	0-0-0	--
San Jose St.	1-0-1	--
San Diego St.	0-0-0	--
Wyoming	0-0-0	--
Navy	0-0-0	--
CSU	DNP	--
Army	0-0-0	--
Hawaii	0-0-0	--
UNLV	0-0-0	--
Boise State	2-0-2	--
JMU	2-1-3	--

#### 2022 Game-by-Game

Defense	U-A-T	Other
UNI	2-0-2	--
Colorado	DNP	--
Wyoming	DNP	--
Nevada	1-1-2	--
Navy	DNP	--
Utah State	DNP	--
UNLV	0-0-0	--
Boise State	0-0-0	--
Army	0-0-0	--
New Mexico	0-1-1	--
Colorado St.	0-0-0	--
San Diego St.	0-0-0	--
Baylor	DNP	--

#### Career Highs

UT: ..... 2, JMU, 2023  
AT: ..... 1, JMU, 2022  
TOT: ..... 3, JMU, 2023  
TFL: ..... None

#### Career

Tackles	Year	G	U-A-T	TFL	Sacks	INT
	2023	11	5-1-6	0.0-0	0.0-0	0-0
	2022	8	3-2-5	0.0-0	0.0-0	0-0
	2021	0	0-0-0	0.0-0	0.0-0	0-0
	2020	3	0-1-1	0.0-0	0.0-0	0-0
<b>Total</b>	<b>22</b>	<b>22</b>	<b>8-4-12</b>	<b>0.0-0</b>	<b>0.0-0</b>	<b>0-0</b>

## #14 - K.C. Beard, CB

6-1, 200, Jr., Antioch, TN  
(Cane Ridge)

## 2023

- Played in 13 games
- Career-high three tackles at San Jose State, first stops of his career

## Career

- Played in three games in 2022
- Did not see any action in 2021

## 2023 Game-by-Game

Defense	U-A-T	Other
RMU	0-0-0	--
Sam Houston	0-0-0	--
Utah State	0-0-0	--
San Jose St.	1-2-3	--
San Diego St.	0-0-0	--
Wyoming	0-0-0	--
Navy	0-1-1	--
CSU	0-0-0	--
Army	0-0-0	--
Hawaii	0-0-0	--
UNLV	0-0-0	--
Boise State	0-0-0	--
JMU	0-0-0	--

## 2022 Game-by-Game

Defense	U-A-T	Other
UNI	0-0-0	PBU
Colorado	DNP	
Wyoming	DNP	
Nevada	0-0-0	--
Navy	DNP	
Utah State	DNP	
UNLV	DNP	
Boise State	DNP	
Army	DNP	
New Mexico	0-0-0	--
Colorado St.	DNP	
San Diego St.	DNP	
Baylor	DNP	

## Career Highs

UT: ..... 1, San Jose State, 2023

AT: ..... 2, San Jose State, 2023

TOT: ..... 3, San Jose State, 2023

TFL: ..... None

## Career Statistics

## Tackles

Year	G	U-A-T	TFL	Sacks	INT
2023	13	1-3-4	0.0-0	0.0-0	0-0
2022	3	0-0-0	0.0-0	0.0-0	0-0
2021	0	0-0-0	0.0-0	0.0-0	0-0
<b>Total</b>	<b>16</b>	<b>1-3-4</b>	<b>0.0-0</b>	<b>0.0-0</b>	<b>0-0</b>

## #17 - Zion Kelly, CB

5-10, 190, Jr.  
Greenville, SC  
(Southside)

## 2023

- Played in 13 games
- Two tackles at San Jose State

## Career

- Did not see any action in 2022
- Played in 13 games, five starts, in 2021
- Tied for team lead with a career-best five tackles vs. Lafayette...first-career start
- Played in five games in 2020, starting two

## 2023 Game-by-Game

Defense	U-A-T	Other
RMU	0-0-0	--
Sam Houston	0-0-0	--
Utah State	1-0-1	--
San Jose St.	1-1-2	--
San Diego St.	0-0-0	--
Wyoming	0-0-0	--
Navy	0-0-0	--
CSU	0-0-0	--
Army	0-0-0	--
Hawaii	0-0-0	--
UNLV	0-0-0	--
Boise State	0-0-0	--
JMU	0-0-0	--

## 2021 Game-by-Game

Defense	U-A-T	Other
Lafayette	4-1-5	--
Navy	0-1-1	0.5 Sack
Utah State	3-1-4	--
FAU	1-0-1	--
New Mexico	0-0-0	--
Wyoming	0-0-0	--
Boise State	0-0-0	--
SDSU	0-0-0	--
Army	0-0-0	--
CSU	0-0-0	--
Nevada	0-0-0	--
UNLV	0-0-0	--
Louisville	0-1-1	--

## Career Highs

UT: ..... 4, Lafayette, 2021

AT: ..... 1, Utah State, 2021

TOT: ..... 5, Lafayette, 2021

TFL: ..... 0.5, Navy, 2021

## Career Statistics

## Tackles

Year	G	U-A-T	TFL	Sacks	INT
2023	13	2-1-3	0.0-0	0.0-0	0-0
2021	13	8-4-12	0.5-3	0.5-3	0-0
2020	5	4-2-6	0.0-0	0.0-0	0-0
2019	0	0-0-0	0.0-0	0.0-0	0-0
<b>Total</b>	<b>31</b>	<b>14-7-21</b>	<b>0.5-3</b>	<b>0.5-3</b>	<b>0-0</b>

## #22 - Jerome Gaillard, Jr., DB

6-4, 200, Jr., Kempner, TX  
(Copperas Cove)

## 2023

- Played in eight games, all starts, missed the last four games due to injury
- TFL in two games
- Three tackles vs. San Diego State
- Five tackles and a TFL at San Jose State
- First-career start vs. RMU...career-high five tackles, including four unassisted

## Career

- Played in 12 games in 2022
- First-career game vs. UNI, two total tackles
- Did not see any action in 2021

## 2023 Game-by-Game

Defense	U-A-T	Other
RMU	4-1-5	--
Sam Houston	3-1-4	--
Utah State	2-0-2	TFL
San Jose St.	4-1-5	TFL
San Diego St.	3-0-3	--
Wyoming	0-2-2	PBU
Navy	0-2-2	--
CSU	1-1-2	--
Army	DNP	
Hawaii	DNP	
UNLV	DNP	
Boise State	DNP	
JMU	DNP	

## 2022 Game-by-Game

Defense	U-A-T	Other
UNI	1-1-2	--
Colorado	0-0-0	--
Wyoming	0-0-0	--
Nevada	0-0-0	--
Navy	0-0-0	--
Utah State	0-0-0	--
UNLV	0-1-1	--
Boise State	0-0-0	--
Army	0-0-0	--
New Mexico	0-0-0	--
Colorado St.	1-0-1	--
San Diego St.	0-0-0	--
Baylor	0-0-0	--

## Career Highs

UT: ..... 4, San Jose State, 2023

AT: ..... 2, Navy, 2023

TOT: ..... 5, San Jose State, 2023

TFL: ..... 1.0, San Jose State, 2023

## Career Statistics

## Tackles

Year	G	U-A-T	TFL	Sacks	INT
2023	8	17-8-25	2.0-2	0.0-0	0-0
2022	13	2-2-4	0.0-0	0.0-0	0-0
2021	0	0-0-0	0.0-0	0.0-0	0-0
<b>Total</b>	<b>21</b>	<b>19-10-29</b>	<b>2.0-2</b>	<b>0.0-0</b>	<b>0-0</b>

## Safeties

### #7 - Trey Taylor, FS

6-0, 210, Sr., Frisco, TX  
(Frisco Lone Star)

#### 2023

- Winner of the Paycom Jim Thorpe Award as the nation's top defensive back, first-ever winner for Air Force...only the second player to win one of CFB's major awards, joining Chad Hennings, winning of the 1987 Outland Trophy
- Winner of the Defender of the Nation Award, the second Falcon and first since Kyle Johnson in 2019 to win the award
- First-team All-American by AFCA, the first Falcon since 2010 to earn first-team honors
- Third-team All-America by Associated Press...first Falcon to earn AP honors since Weston Steelhammer in 2016
- First-team all-MW selection
- First-team all-Colorado by the National Football Foundation
- Third on the team in tackles with 74 and solo stops with 40
- Sixth in the MW in INTs (3)
- TFL in five games this season
- Three tackles and an INT vs. UNLV
- Matched his season high with 10 tackles at CSU, including a stop on fourth-and-one to force a turnover on downs
- Eight tackles at Navy
- Season-high 10 tackles, including seven unassisted, and a TFL for 12 yards vs. Wyoming...also blocked a PAT, the first block by a Falcon since 2021, to keep the score tied 27-all in the fourth quarter...named Mountain West Defensive Player of the Week
- Three tackles, two PBU, INT vs. SDSU...returned INT 30 yards for first-career TD
- Eight tackles, TFL and INT at San Jose State...returned the INT 51 yards to set up a TD
- Six tackles, career-best 2.0 TFL and a sack vs. Utah State
- Six tackles, TFL vs. RMU
- Preseason all-MW
- Bronco Nagurski (Defensive Player), Jim Thorpe (Defensive Back), Chuck Bednarik (Defensive Player), Senior Bowl Watch Lists

#### Career

- Second among all active Falcons in career tackles with 205
- Leads all active Falcons with six INTs...has had at least one the last three seasons
- Second-team all-MW in 2022
- Led the team in tackles with 69 and solo stops with 41 in 2022
- Season-high nine tackles at Utah State
- Played in 10 games in 2021, all starts
- Second on the team in tackles with 62
- Led team with three 10-plus tackle games
- Career-high 11 tackles vs. SDSU, tied as the most by a Falcon in 2021
- Did not see any action in 2020

#### 2023 Game-by-Game

Defense	U-A-T	Other
RMU	3-3-6	TFL
Sam Houston	4-1-5	--
Utah State	4-2-6	2.0 TFL, Sack
San Jose St.	4-4-8	TFL, INT
San Diego St.	1-2-3	INT (TD), 2 PBU
Wyoming	7-3-10	TFL, Blk Kick
Navy	3-5-8	--
CSU	3-7-10	PBU
Army	3-1-4	--
Hawaii	3-1-4	--
UNLV	1-2-3	INT, PBU
Boise State	3-1-4	--
JMU	1-2-3	--

#### 2022 Game-by-Game

Defense	U-A-T	Other
UNI	6-2-8	PBU
Colorado	2-2-4	--
Wyoming	4-2-6	TFL, INT
Nevada	2-1-3	--
Navy	6-0-6	TFL
Utah State	3-6-9	TFL
UNLV	3-2-5	--
Boise State	6-2-8	--
Army	3-2-5	Sack, PBU
New Mexico	1-2-3	--
Colorado St.	2-2-4	PBU
San Diego St.	1-4-5	TFL, INT, PBU
Baylor	2-1-3	--

#### 2021 Game-by-Game

Defense	U-A-T	Other
Lafayette	DNP	
Navy	DNP	
Utah State	DNP	
FAU	4-0-4	Sack, FF, 3 PBU
New Mexico	1-1-2	--
Wyoming	3-4-7	--
Boise State	5-1-6	--
SDSU	9-2-11	--
Army	8-2-10	--
CSU	1-7-8	INT
Nevada	1-0-1	PBU
UNLV	0-3-3	TFL
Louisville	7-3-10	PBU

#### Career Highs

UT: ..... 9, San Diego State, 2021  
AT: ..... 7, Colorado State, 2021  
TOT: ..... 11, San Diego State, 2021  
TFL: ..... 2.0, Utah State, 2023

#### Career Statistics

Tackles	Year	G	U-A-T	TFL	Sacks	INT
	2023	13	40-34-74	4.5-18	0.5-3	3-97
	2022	13	41-28-69	4.5-18	1.0-15	2-15
	2021	10	39-23-62	1.5-15	1.0-11	1-0
	<b>Total</b>	<b>36</b>	<b>120-82-205</b>	<b>10.5-51</b>	<b>2.5-30</b>	<b>6-112</b>

### #10 - Jalen Mergerson, FS

5-11, 210, Sr., Aurora, CO  
(Eaglecrest)

#### 2023

- Played in 13 games, six starts
- Four tackles vs. JMU
- Six tackles and first-career INT vs. Boise State...INT came in the redzone, returning it 15 yards
- Three tackles and a TFL vs. UNLV
- Four tackles and first-career TFL at Army
- Started and responded with career highs in every defensive category at CSU with 13 total tackles, nine unassisted and four assisted...13 stops tie as the most by a Falcon this season, while the nine solo are the most by any Falcon...entered the game with eight tackles this season...had a career-best two PBU, one coming on fourth down to force a turnover on downs...also assisted on a fourth-and-one stop to force another turnover on downs
- Season-high three tackles vs. RMU

#### Career

- Played in 13 games in 2022
- Career-best four tackles at UNLV
- Played in 13 games in 2021, starting two
- Three tackles and a pass breakup vs. Lafayette...first-career game played and started
- Did not see any action in 2020

#### 2023 Game-by-Game

Defense	U-A-T	Other
RMU	1-2-3	--
Sam Houston	0-0-0	--
Utah State	0-0-0	--
San Jose St.	0-2-2	--
San Diego St.	1-0-1	--
Wyoming	0-0-0	--
Navy	1-1-2	--
CSU	9-4-13	2 PBU
Army	0-4-4	0.5 TFL
Hawaii	1-2-3	--
UNLV	1-2-3	TFL
Boise State	4-2-6	INT
JMU	4-0-4	--

#### 2022 Game-by-Game

Defense	U-A-T	Other
UNI	0-0-0	--
Colorado	0-0-0	--
Wyoming	0-0-0	--
Nevada	1-0-1	--
Navy	0-0-0	--
Utah State	0-0-0	--
UNLV	1-3-4	--
Boise State	0-0-0	--
Army	0-0-0	--
New Mexico	0-0-0	--
Colorado St.	0-0-0	--
San Diego St.	1-0-1	--
Baylor	DNP	

#### 2021 Game-by-Game

Defense	U-A-T	Other
Lafayette	0-3-3	PBU
Navy	1-0-1	--
Utah State	0-0-0	--
FAU	1-0-1	--
New Mexico	0-0-0	--
Wyoming	0-0-0	--
Boise State	0-0-0	--
SDSU	1-0-1	--
Army	0-0-0	--
CSU	0-1-1	--



## 2023 AIR FORCE FOOTBALL BIOS -- DEFENSE

Nevada 0-0-0 --  
UNLV 0-0-0 --  
Louisville 0-0-0 --

### Career Highs

UT: ..... 9, Colorado State, 2023  
AT: ..... 4, Colorado State, 2023  
TOT: ..... 13, Colorado State, 2023  
TFL: ..... 0.5, UNLV, 2023

### Career Statistics

#### Tackles

Year	G	U-A-T	TFL	Sacks	INT
2023	13	22-19-41	1.0-3	0.0-0	1-15
2022	13	3-3-6	0.0-0	0.0-0	0-0
2021	13	3-4-7	0.0-0	0.0-0	0-0
<b>Total</b>	<b>39</b>	<b>28-26-54</b>	<b>1.0-3</b>	<b>0.0-0</b>	<b>1-15</b>

### #12 - Patrick Dahlen, DB

6-3, 210, Sr., Canton, GA  
(Cherokee)

#### 2023

- Played in 13 games
- Career-high three tackles vs. RMU

#### Career

- Played in 13 games in 2022
- Played in one game in 2021 (UNLV)
- Played in one game in 2020 (New Mexico)

#### 2023 Game-by-Game

Defense	U-A-T	Other
RMU	2-1-3	--
Sam Houston	0-0-0	--
Utah State	0-0-0	--
San Jose St.	2-0-2	--
San Diego St.	1-0-1	--
Wyoming	0-0-0	--
Navy	1-0-1	--
CSU	0-0-0	--
Army	1-0-1	--
Hawaii	0-0-0	--
UNLV	0-0-0	--
Boise State	0-0-0	--
JMU	0-0-0	--

#### 2022 Game-by-Game

Defense	U-A-T	Other
UNI	0-0-0	--
Colorado	0-0-0	--
Wyoming	0-0-0	--
Nevada	0-0-0	--
Navy	0-0-0	--
Utah State	0-0-0	--
UNLV	0-1-1	--
Boise State	0-0-0	--
Army	0-0-0	--
New Mexico	0-0-0	--
Colorado St.	0-0-0	--
San Diego St.	0-0-0	--
Baylor	0-0-0	--

#### 2021 Game-by-Game

Defense	U-A-T	Other
Lafayette	DNP	
Navy	DNP	
Utah State	DNP	
FAU	DNP	
New Mexico	DNP	
Wyoming	DNP	
Boise State	DNP	
SDSU	DNP	

Army DNP  
CSU DNP  
Nevada DNP  
UNLV 0-0-0 --  
Louisville DNP

### Career Highs

UT: ..... 2, San Jose State, 2023  
AT: ..... 1, RMU, 2023  
TOT: ..... 3, RMU, 2023  
TFL: ..... None

### Career Statistics

#### Tackles

Year	G	U-A-T	TFL	Sacks	INT
2023	13	7-1-8	0.0-0	0.0-0	0-0
2022	13	0-1-1	0.0-0	0.0-0	0-0
2021	1	0-0-0	0.0-0	0.0-0	0-0
2020	1	0-1-1	0.0-0	0.0-0	0-0
<b>Total</b>	<b>28</b>	<b>7-3-10</b>	<b>0.0-0</b>	<b>0.0-0</b>	<b>0-0</b>

### #15 - Jake Martin, DB

6-2, 200, Jr., Monument, CO  
(Lewis-Palmer)

#### 2023

- Played in nine games...missing four due to injury
- Matched his season high with two tackles vs. JMU
- Season-best two tackles vs. San Diego State

#### Career

- Played in all 13 games in 2022, recording five total tackles
- Did not see any action in 2021

#### 2023 Game-by-Game

Defense	U-A-T	Other
RMU	0-0-0	--
Sam Houston	0-0-0	--
Utah State	0-0-0	--
San Jose St.	0-0-0	--
San Diego St.	1-1-2	--
Wyoming	0-0-0	--
Navy	0-1-1	--
CSU	0-0-0	--
Army	DNP	
Hawaii	DNP	
UNLV	DNP	
Boise State	DNP	
JMU	1-1-2	--

#### 2022 Game-by-Game

Defense	U-A-T	Other
UNI	1-0-1	--
Colorado	1-0-1	--
Wyoming	0-0-0	--
Nevada	0-1-1	--
Navy	0-0-0	--
Utah State	0-0-0	--
UNLV	0-0-0	--
Boise State	0-0-0	--
Army	0-0-0	--
New Mexico	0-0-0	--
Colorado St.	0-0-0	--
San Diego St.	0-1-1	--
Baylor	1-0-1	--

### Career Highs

UT: ..... 1, JMU, 2023  
AT: ..... 1, JMU, 2023  
TOT: ..... 2, JMU, 2023  
TFL: ..... None

### Career Statistics

#### Tackles

Year	G	U-A-T	TFL	Sacks	INT
2023	9	2-3-5	0.0-0	0.0-0	0-0
2022	13	3-2-5	0.0-0	0.0-0	0-0
2021	0	0-0-0	0.0-0	0.0-0	0-0
<b>Total</b>	<b>22</b>	<b>5-5-10</b>	<b>0.0</b>	<b>0.0-0</b>	<b>0-0</b>

### #16 - Jayden Goodwin, SS

6-1, 195, Sr., Houston, TX  
(Cypress Falls)

#### 2023

- Played in 13 games, 12 starts
- Honorable mention all-MW
- Fourth on the team in tackles with 73...led team with five PBU
- Moved from safety to SPUR for the CSU game
- Four tackles and a TFL vs. JMU
- Eight tackles and an INT at Boise State
- Seven tackles and a PBU vs. UNLV
- Six tackles and first-career sack vs. Hawaii
- Career-high 12 tackles and a TFL vs. Army
- Eight tackles at CSU, including a career-best six assisted stops
- Four tackles and two PBU vs. Wyoming
- Six tackles vs. SDSU
- Four tackles and a PBU vs. San Jose State
- Five tackles and a PBU vs. Utah State
- Four tackles at Sam Houston in return to hometown

#### Career

- Went over the 100-tackle mark for his career in SDSU game...had 153 in career
- Played in 13 games in 2022, starting 11
- Nine tackles vs. Baylor in the bowl game...also had a pass breakup
- Team-high seven tackles, career-high-tying 1.5 TFL, INT and PBU at SDSU...INT came in the endzone during the fourth quarter
- Team-high nine tackles vs. Boise State...also had a pass breakup that led to an INT
- Played in 13 games in 2021
- Played in four games in 2020, starting two

#### 2023 Game-by-Game

Defense	U-A-T	Other
RMU	0-2-2	--
Sam Houston	2-2-4	--
Utah State	2-3-5	PBU
San Jose St.	1-3-4	PBU
San Diego St.	1-5-6	--
Wyoming	3-1-4	2 PBU
Navy	1-2-3	--
CSU	2-6-8	
Army	3-9-12	0.5 TFL
Hawaii	4-2-6	Sack
UNLV	4-3-7	PBU
Boise State	5-3-8	INT
JMU	3-1-4	TFL

#### 2022 Game-by-Game

Defense	U-A-T	Other
UNI	0-2-2	--
Colorado	5-0-5	FF

## 2023 AIR FORCE FOOTBALL BIOS -- DEFENSE

Wyoming	4-3-7	--
Nevada	1-1-2	PBU
Navy	0-1-1	--
Utah State	0-3-3	INT
UNLV	2-1-3	FR
Boise State	4-5-9	BPU
Army	0-0-0	PBU
New Mexico	3-3-6	FF, 1.5 TFL
Colorado St.	2-2-4	--
San Diego St.	3-4-7	1.5 TFL, INT, PBU
Baylor	6-3-9	PBU

### 2021 Game-by-Game

Defense	U-A-T	Other
Lafayette	1-0-1	--
Navy	0-0-0	--
Utah State	4-1-5	PBU
FAU	0-0-0	2 PBU
New Mexico	1-1-2	--
Wyoming	1-1-2	--
Boise State	1-0-1	--
SDSU	1-0-1	--
Army	1-0-1	--
CSU	0-1-1	--
Nevada	0-0-0	--
UNLV	0-0-0	--
Louisville	0-1-1	--

### Career Highs

UT: ..... 5, Boise State, 2023  
 AT: ..... 9, Army, 2023  
 TOT: ..... 12, Army, 2023  
 TFL: ..... 1.5, San Diego State, 2022

### Career Statistics

Tackles	Year	G	U-A-T	TFL	Sacks	INT
	2023	13	31-42-73	2.0-6	1.0-5	1-0
	2022	13	30-28-58	3.0-5	0.0-0	2-30
	2021	13	10-5-15	0.0-0	0.0-0	0-0
	2020	5	5-2-7	0.0-0	0.0-0	0-0
	<b>Total</b>	<b>44</b>	<b>76-77-153</b>	<b>5.0-11</b>	<b>1.0-5</b>	<b>3-30</b>

## #19 - CJ Boyd, DB

6-1, 200, Jr., Milwaukee, WI  
 (University School)

### 2023

- Played in six games, five starts
- Missed the last five games due to injury
- Career-high six tackles vs. Utah State...also had a TFL and two PBU
- First-career start vs. Sam Houston

### Career

- Played in 13 games in 2022
- First career game vs. UNI, recording four unassisted tackles to rank second on team
- Did not see any action in 2021

### 2023 Game-by-Game

Defense	U-A-T	Other
RMU	0-0-0	--
Sam Houston	1-0-1	--
Utah State	3-3-6	TFL, 2 PBU
San Jose St.	1-0-1	--
San Diego St.	0-1-1	--
Wyoming	0-0-0	--
Navy	DNP	
CSU	DNP	
Army	DNP	
Hawaii	DNP	
UNLV	DNP	

Boise State	DNP
JMU	DNP

### 2022 Game-by-Game

Defense	U-A-T	Other
UNI	4-0-4	--
Colorado	0-0-0	--
Wyoming	0-0-0	--
Nevada	0-1-1	--
Navy	0-0-0	--
Utah State	0-0-0	--
UNLV	1-1-2	--
Boise State	0-0-0	--
Army	0-0-0	--
New Mexico	1-0-1	PBU
Colorado St.	0-0-0	--
San Diego St.	0-0-0	--
Baylor	0-0-0	--

### Career Highs

UT: ..... 4, Northern Iowa, 2022  
 AT: ..... 3, Utah State, 2023  
 TOT: ..... 6, Utah State, 2023  
 TFL: ..... 1.0, Utah State, 2023

### Career Highs

### Career Statistics

Tackles	Year	G	U-A-T	TFL	Sacks	INT
	2023	6	5-4-9	1.0-4	0.0-0	0-0
	2022	13	6-2-8	0.0-0	0.0-0	0-0
	2021	0	0-0-0	0.0-0	0.0-0	0-0
	<b>Total</b>	<b>19</b>	<b>11-6-17</b>	<b>1.0-4</b>	<b>0.0-0</b>	<b>0-0</b>

## #20 - Jake Smith, OLB

6-1, 210, Sr. Roswell, GA  
 (Blessed Trinity Catholic)

### 2023

- Played in 13 games, one start

### Career

- Played in 13 games in 2022
- Moved from quarterback to defense
- Did not see any action in 2021
- Returned to the Academy in 2020 after missing the 2020 season
- Did not see any action in 2019

### 2023 Game-by-Game

Defense	U-A-T	Other
RMU	1-0-1	--
Sam Houston	1-0-1	--
Utah State	0-0-0	--
San Jose St.	0-0-0	--
San Diego St.	0-1-1	--
Wyoming	0-0-0	--
Navy	0-1-1	--
CSU	0-0-0	--
Army	0-1-1	--
Hawaii	0-0-0	--
UNLV	0-0-0	--
Boise State	0-0-0	--
JMU	1-0-1	--

### 2022 Game-by-Game

Defense	U-A-T	Other
UNI	0-0-0	--
Colorado	0-0-0	--
Wyoming	0-0-0	--
Nevada	1-1-2	--
Navy	0-0-0	--
Utah State	1-1-2	--

UNLV	0-0-0	--
Boise State	0-0-0	--
Army	0-0-0	--
New Mexico	0-0-0	--
Colorado St.	0-0-0	--
San Diego St.	0-0-0	--
Baylor	1-0-1	--

### Career Highs

UT: ..... 1, JMU, 2023  
 AT: ..... 1, Army, 2023  
 TOT: ..... 2, Nevada, 2022  
 TFL: ..... None

### Career Statistics

Tackles	Year	G	U-A-T	TFL	Sacks	INT
	2023	13	3-3-6	0.0-0	0.0-0	0-0
	2022	12	2-2-4	0.0-0	0.0-0	0-0
	<b>Total</b>	<b>25</b>	<b>5-5-10</b>	<b>0.0-0</b>	<b>0.0-0</b>	<b>0-0</b>

## Outside Linebackers

### #6 - Matthew Malloy, OLB

6-3, 215, Sr., Scottsdale, AZ  
 (Notre Dame Prep)

### 2023

- Played in one game (Army)

### Career

- Played in two games in 2022
- Played in five games in 2021
- Played in five games in 2020, recording nine tackles, a sack and an interception
- Career-high six tackles at Utah State

### 2023 Game-by-Game

Defense	U-A-T	Other
RMU	DNP	
Sam Houston	DNP	
Utah State	DNP	
San Jose St.	DNP	
San Diego St.	DNP	
Wyoming	DNP	
Navy	DNP	
CSU	DNP	
Army	0-0-0	--
Hawaii	DNP	
UNLV	DNP	
Boise State	DNP	
JMU	DNP	

### 2022 Game-by-Game

Defense	U-A-T	Other
UNI	0-1-1	--
Colorado	DNP	
Wyoming	DNP	
Nevada	DNP	
Navy	DNP	
Utah State	DNP	
UNLV	DNP	
Boise State	DNP	
Army	DNP	
New Mexico	0-0-0	--
Colorado St.	DNP	
San Diego St.	DNP	
Baylor	DNP	

### 2021 Game-by-Game

Defense	U-A-T	Other
Lafayette	0-0-0	--

Navy	0-0-0	--
Utah State	0-0-0	--
FAU	0-0-0	--
New Mexico	0-0-0	--
Wyoming	DNP	
Boise State	DNP	
SDSU	DNP	
Army	DNP	
CSU	DNP	
Nevada	DNP	
UNLV	DNP	
Louisville	DNP	

#### Career Highs

UT: ..... 3, Utah State, 2020  
AT: ..... 3, Utah State, 2020  
TOT: ..... 6, Utah State, 2020  
TFL: ..... 1.0, Utah State, 2020

#### Career Statistics

##### Tackles

Year	G	U-A-T	TFL	Sacks	INT
2023	1	0-0-0	0.0-0	0.0-0	0-0
2022	2	0-1-1	0.0-0	0.0-0	0-0
2021	5	0-0-0	0.0-0	0.0-0	0-0
2020	5	6-3-9	1.0-2	1.0-2	1-6
<b>Total</b>	<b>13</b>	<b>6-4-10</b>	<b>1.0-2</b>	<b>1.0-2</b>	<b>1-6</b>

## 8 - Bo Richter, OLB

6-2, 250, Sr., Naperville, IL  
(Naperville North)

#### 2023

- Played all 13 games, starting 12
- First-team all-MW
- First-team all-Colorado by National Football Foundation
- Associated Press All-Bowl Team
- Led team in TFL with 19.5 for 116 yards and sacks with 10.0 for 95 yards
- Led the MW and ranked sixth nationally in TFL with 1.5 norm...third in the MW and 11th nationally in sacks with .77 avg
- His 10 sacks are the fifth most in program history and most since 1994
- At least one TFL in 11 games
- Recorded five tackles, 4.5 tackles for loss for 33 yards and 3.0 sacks for 31 yards vs. James Madison in the Armed Forces Bowl...also had four quarterback hurries...his 4.5 TFL set a program record for a bowl game while his 3.0 sacks tied a program record for a bowl game
- Three tackles and a sack vs. UNLV
- Career-high 10 tackles, a TFL and PBU vs. Army
- Sack, forced and recovered fumble to set up a TD at Colorado State...came with AF trailing 10-7
- Seven tackles and 4.0 TFL at Navy
- Three tackles, 2.0 TFL and a sack vs. Wyoming
- Four tackles, two TFL, sack and two QBH vs. San Diego State
- Four tackles and two sacks vs. Sam Houston
- Three tackles, a TFL and FF vs. RMU

#### Career

- Played in 13 games last season, starting five
- Fourth on team in TFLs with 5.5 for 20 yards
- Career highs of seven tackles, 1.5 TFL vs. Navy
- Played in 11 games in 2021, starting two
- Season-high-tying four tackles vs. UNLV in

his first-career start...also had a sack for -7 yards

- Did not see any action in 2020

#### 2023 Game-by-Game

Defense	U-A-T	Other
RMU	3-0-3	TFL, FF
Sam Houston	4-0-4	2.0 Sacks
Utah State	2-1-3	TFL, FR
San Jose St.	0-0-0	--
San Diego St.	3-1-4	2 TFL, Sack, 2 QBH
Wyoming	3-0-3	2 TFL, Sack
Navy	6-1-7	4.0 TFL, Sack
CSU	1-0-1	Sack, FF, FR, QBH
Army	4-6-10	TFL, QBH
Hawaii	2-0-2	TFL
UNLV	2-1-3	Sack
Boise State	0-0-0	--
JMU	4-1-5	4.5 TFL, 3.0 Sacks, 4 QBH, FF

#### 2022 Game-by-Game

Defense	U-A-T	Other
UNI	0-2-2	--
Colorado	1-1-2	TFL, QBH
Wyoming	0-2-2	--
Nevada	1-0-1	TFL
Navy	0-7-7	1.5 TFL
Utah State	2-2-4	1.5 TFL
UNLV	1-0-1	--
Boise State	0-2-2	QBH
Army	1-1-2	TFL
New Mexico	DNP	
Colorado St.	1-0-1	--
San Diego St.	0-2-2	QBH
Baylor	0-0-0	QBH

#### 2021 Game-by-Game

Defense	U-A-T	Other
Lafayette	0-1-1	--
Navy	0-0-0	--
Utah State	1-0-1	--
FAU	0-0-0	--
New Mexico	0-0-0	--
Wyoming	0-0-0	--
Boise State	0-0-0	--
SDSU	0-0-0	--
Army	0-0-0	--
CSU	0-1-1	--
Nevada	3-1-4	INT
UNLV	1-3-4	Sack
Louisville	0-3-3	0.5 Sack

#### Career Highs

UT: ..... 6, Navy, 2023  
AT: ..... 7, Navy, 2022  
TOT: ..... 10, Navy, 2023  
TFL: ..... 4.5, James Madison, 2023

#### Career Statistics

##### Tackles

Year	G	U-A-T	TFL	Sacks
2023	13	34-11-45	19.5-116	10.0-95
2022	12	7-19-26	5.5-20	0.0-0
2021	11	5-8-13	1.5-7	1.5-7
<b>Total</b>	<b>36</b>	<b>46-38-84</b>	<b>26.5-143</b>	<b>11.5-102</b>

## #18 - Elijah Sanders, OLB

6-3, 240, Jr., Clayton, NC  
(Clayton)

#### 2023

- Played in six games
- One tackle vs. Army, one vs. RMU

#### Career

- Played in four games in 2022 three tackles
- Did not see any action in 2021

#### 2023 Game-by-Game

Defense	U-A-T	Other
RMU	0-1-1	--
Sam Houston	0-0-0	--
Utah State	DNP	
San Jose St.	0-0-0	--
San Diego St.	0-0-0	--
Wyoming	0-0-0	--
Navy	DNP	
CSU	DNP	
Army	0-1-1	--
Hawaii	DNP	
UNLV	DNP	
Boise State	DNP	
JMU	DNP	

#### 2022 Game-by-Game

Defense	U-A-T	Other
UNI	1-1-2	--
Colorado	0-0-0	--
Wyoming	DNP	
Nevada	DNP	
Navy	DNP	
Utah State	DNP	
UNLV	DNP	
Boise State	DNP	
Army	DNP	
New Mexico	0-1-1	--
Colorado St.	DNP	
San Diego St.	DNP	
Baylor	DNP	

#### Career Highs

UT: ..... 1, Northern Iowa, 2022  
AT: ..... 1, RMU, 2023  
TOT: ..... 2, Northern Iowa, 2022  
TFL: ..... None

#### Career Statistics

##### Tackles

Year	G	U-A-T	TFL	Sacks	INT
2023	6	0-2-2	0.0-0	0.0-0	0-0
2022	3	1-2-3	0.0-0	0.0-0	0-0
2021	0	0-0-0	0.0-0	0.0-0	0-0
<b>Total</b>	<b>9</b>	<b>1-4-5</b>	<b>0.0-0</b>	<b>0.0-0</b>	<b>0-0</b>

## #35 - Jack Curtis, OLB

6-5, 245, So., Dallas, TX  
(Highland Park)

#### 2023

- Played in three games
- Career-high two tackles at San Jose State
- First-career game vs. RMU, one tackle

#### Career

- Did not see any action in 2022



**2023 Game-by-Game**

Defense	U-A-T	Other
RMU	0-1-1	--
Sam Houston	DNP	
Utah State	DNP	
San Jose St.	2-0-2	--
San Diego St.	DNP	
Wyoming	DNP	
Navy	DNP	
CSU	DNP	
Army	DNP	
Hawaii	DNP	
UNLV	DNP	
Boise State	0-0-0	--
JMU	DNP	

**Career Highs**

UT: ..... 2, San Jose State, 2023

AT: ..... 1, RMU, 2023

TOT: ..... 2, San Jose State, 2023

TFL: ..... None

**Career Statistics****Tackles**

Year	G	U-A-T	TFL	Sacks	INT
2023	3	2-1-3	1.0-1	0.0-0	0-0
2022	0	0-0-0	0.0-0	0.0-0	0-0
<b>Total</b>	<b>3</b>	<b>2-1-3</b>	<b>1.0-1</b>	<b>0.0-0</b>	<b>0-0</b>

**#47 - Luke Meyer, OLB**6-6, 240, Fr., Centennial, CO  
(Valor Christian)**2023**

- Played in four games
- First-career tackle vs. San Diego State

**2023 Game-by-Game**

Defense	U-A-T	Other
RMU	DNP	
Sam Houston	DNP	
Utah State	DNP	
San Jose St.	0-0-0	--
San Diego St.	0-1-1	--
Wyoming	DNP	
Navy	0-0-0	--
CSU	0-0-0	--
Army	DNP	
Hawaii	DNP	
UNLV	DNP	
Boise State	DNP	
JMU	DNP	

**Career Highs**

UT: ..... None

AT: ..... 1, San Diego State, 2023

TOT: ..... 1, San Diego State, 2023

TFL: ..... None

**Career Statistics****Tackles**

Year	G	U-A-T	TFL	Sacks	INT
2023	4	0-1-1	0.0-0	0.0-0	0-0
<b>Total</b>	<b>4</b>	<b>0-1-1</b>	<b>0.0-0</b>	<b>0.0-0</b>	<b>0-0</b>

**Inside Linebackers****#27 - Julian Williams, ILB**6-2, 230, Jr., Aurora, CO  
(Cherokee Trail)**2023**

- Played three games
- First-career tackle at San Jose State

**Career**

- Played in one game in 2022 (Navy)
- Did not see any action in 2021

**2023 Game-by-Game**

Defense	U-A-T	Other
RMU	0-0-0	--
Sam Houston	DNP	
Utah State	DNP	
San Jose St.	1-0-1	--
San Diego St.	0-0-0	--
Wyoming	DNP	
Navy	DNP	
CSU	DNP	
Army	DNP	
Hawaii	DNP	
UNLV	DNP	
Boise State	DNP	
JMU	DNP	

**2022 Game-by-Game**

Defense	U-A-T	Other
UNI	DNP	
Colorado	DNP	
Wyoming	DNP	
Nevada	DNP	
Navy	0-0-0	--
Utah State	DNP	
UNLV	DNP	
Boise State	DNP	
Army	DNP	
New Mexico	DNP	
Colorado St.	DNP	
San Diego St.	DNP	
Baylor	DNP	

**Career Highs**

UT: ..... 1, San Jose State, 2023

AT: ..... None

TOT: ..... 1, San Jose State, 2023

TFL: ..... None

**Career Statistics****Tackles**

Year	G	U-A-T	TFL	Sacks	INT
2023	3	1-0-1	0.0-0	0.0-0	0-0
2022	1	0-0-0	0.0-0	0.0-0	0-0
2021	0	0-0-0	0.0-0	0.0-0	0-0
<b>Total</b>	<b>4</b>	<b>1-0-1</b>	<b>0.0-0</b>	<b>0.0-0</b>	<b>0-0</b>

**#32 - Osaro Aihie, ILB**6-1, 225, Jr., San Leandro, CA  
(San Leandro)**2023**

- Played in eight games
- Career-high-tying two tackles vs. Army
- One tackle at San Jose State

**Career**

- Played in 13 games in 2022
- Recorded four total tackles and a PBU
- Did not see any action in 2021

**2023 Game-by-Game**

Defense	U-A-T	Other
RMU	0-0-0	--
Sam Houston	DNP	
Utah State	0-0-0	--
San Jose St.	0-1-1	--
San Diego St.	0-0-0	--
Wyoming	DNP	
Navy	0-0-0	--
CSU	0-0-0	--
Army	2-0-2	--
Hawaii	0-0-0	--
UNLV	0-0-0	--
Boise State	DNP	
JMU	DNP	

**2022 Game-by-Game**

Defense	U-A-T	Other
UNI	1-0-1	--
Colorado	0-1-1	--
Wyoming	0-0-0	--
Nevada	0-0-0	--
Navy	0-0-0	--
Utah State	0-0-0	--
UNLV	0-2-2	--
Boise State	0-0-0	--
Army	0-0-0	--
New Mexico	0-0-0	--
Colorado St.	0-0-0	--
San Diego St.	0-0-0	--
Baylor	0-0-0	--

**Career Highs**

UT: ..... 2, Army, 2023

AT: ..... 2, UNLV, 2022

TOT: ..... 2, Army, 2023

TFL: ..... None

**Career Statistics****Tackles**

Year	G	U-A-T	TFL	Sacks	INT
2023	9	2-1-3	0.0-0	0.0-0	0-0
2022	13	1-3-4	0.0-0	0.0-0	0-0
2021	0	0-0-0	0.0-0	0.0-0	0-0
<b>Total</b>	<b>22</b>	<b>3-4-7</b>	<b>0.0-0</b>	<b>0.0-0</b>	<b>0-0</b>

**#40 - Alec Mock, ILB**

6-3, 240, Sr., Weddington, NC  
(Weddington)

**2023**

- Started all 13 games
- Second-team all-MW
- Led the team in tackles with 93 and unassisted stops with 53
- 10th in the MW in tackles (7.2)
- Fourth on team in TFL with 5.0 for 25 yards
- Four games with double figure tackles
- Four straight games with a TFL earlier this season
- Three tackles and a TFL at Boise State
- Team-high 10 tackles vs. Hawaii
- Nine tackles vs. Army
- Seven tackles and his first-career INT, returning it 18 yards for his first-career TD, at Navy
- Team-high 10 total tackles vs. Wyoming, third 10-plus tackle game of the year
- Team-high six tackles and a TFL vs. SDSU
- Six tackles and a FF at San Jose State
- Matched season-high with 11 tackles vs. Utah State, including a career-best eight solo stops and 2.0 sacks...also had a forced fumble, PBU and QB hurry
- Season-best-tying 11 tackles at Sam Houston, most tackles by a Falcon this season...earned MW Defensive Player of the Week honors

**Career**

- Led all active players in tackles (224)
- Started 11 games in 2022, missing two due to injury
- Third on the team in tackles with 65, also had 5.0 TFL for 19 yards and a sack for eight yards...second on the team with six QB hurries
- Career highs of 13 tackles and 1.5 TFL vs. Navy...also had a QB hurry
- Played in 11 games in 2021, starting nine
- Fifth on the team in tackles with 53...also had 1.5 TFL, a sack and a forced fumble
- Season-high 11 tackles and a TFL at Boise State...had a tackle on fourth-and-goal to prevent a score...11 stops tied as the most by a Falcon in 2021
- Played in three games in 2020, starting two
- Four tackles at San Jose State in his first-career start

**2023 Game-by-Game**

Defense	U-A-T	Other
RMU	2-1-3	--
Sam Houston	6-5-11	TFL
Utah State	8-3-11	2.0 TFL, FF, BPU, QBH
San Jose St.	4-2-6	FF
San Diego St.	5-1-6	TFL
Wyoming	6-4-10	--
Navy	4-3-7	INT Rtn for TD
CSU	1-4-5	--
Army	4-5-9	--
Hawaii	6-4-10	--
UNLV	3-5-8	TFL
Boise State	0-3-3	TFL
JMU	4-0-4	--

**2022 Game-by-Game**

Defense	U-A-T	Other
UNI	1-2-3	TFL
Colorado	1-4-5	FR, QBH
Wyoming	4-2-6	TFL, QBH
Nevada	5-3-8	0.5 TFL, QBH
Navy	2-11-13	1.5 TFL, QBH

Utah State	1-4-5	--
UNLV	DNP	
Boise State	DNP	
Army	2-3-5	PBU
New Mexico	2-1-3	Sack, PBU
Colorado St.	2-5-7	--
San Diego St.	1-4-5	--
Baylor	2-3-5	PBU

**2021 Game-by-Game**

Defense	U-A-T	Other
Lafayette	2-2-4	--
Navy	DNP	
Utah State	0-2-2	--
FAU	4-3-7	--
New Mexico	3-0-3	FF
Wyoming	1-3-4	0.5 TFL
Boise State	7-4-11	Sack
SDSU	3-1-4	--
Army	DNP	
CSU	1-2-3	--
Nevada	4-0-4	--
UNLV	3-2-5	FR
Louisville	4-2-6	--

**Career Highs**

UT: ..... 8, Utah State, 2023  
AT: ..... 11, Navy, 2022  
TOT: ..... 13, Navy, 2022  
TFL: ..... 2.0, Utah State, 2023

**Career Statistics**

Tackles					
Year	G	U-A-T	TFL	Sacks	
2023	13	53-40-93	5.0-25	2.0-14	
2022	11	24-41-65	5.0-19	1.0-8	
2021	11	32-21-53	1.5-1	1.0-1	
2020	3	3-10-13	1.0-7	1.0-7	
<b>Total</b>	<b>38</b>	<b>112-112-224</b>	<b>12.5-52</b>	<b>5.0-30</b>	

**#44 - Johnathan Youngblood, ILB**

5-11, 225, Sr., Atlanta, GA  
(E.L. Christian Academy)

**2023**

- Started all 13 games
- Second on the team in tackles with 85
- Tied for team lead in INTs with three
- Three tackles, an INT and PBU vs. JMU
- Team-best 11 tackles at Boise State...also had a tackle for loss
- Five tackles and an INT vs. UNLV
- Seven tackles and a QBH vs. Army
- Nine tackles and a QBH at CSU
- Career highs of 13 tackles and 2.0 TFL at Navy...13 tackles the most by a Falcon this season
- Five tackles and a TFL vs. Wyoming
- Six tackles vs. San Diego State
- Led the team with seven tackles vs. RMU...had a QBH

**Career**

- Played in 13 games in 2022, starting three
- Career high eight tackles vs. Boise State
- Played in 13 games in 2021, two starts
- Season-high four tackles vs. Utah State
- Played in five games in 2020, starting three
- Season-high eight tackles and 1.0 TFL vs. New Mexico in 2020

**2023 Game-by-Game**

Defense	U-A-T	Other
RMU	3-4-7	QBH
Sam Houston	3-1-4	--
Utah State	3-0-3	INT
San Jose St.	2-4-6	--
San Diego St.	4-2-6	--
Wyoming	3-2-5	TFL
Navy	7-6-13	2.0 TFL
CSU	1-8-9	QBH
Army	2-5-7	QBH
Hawaii	4-2-6	--
UNLV	3-2-5	INT
Boise State	5-6-11	TFL
JMU	2-1-3	INT, PBU

**2022 Game-by-Game**

Defense	U-A-T	Other
UNI	1-0-1	--
Colorado	1-0-1	--
Wyoming	0-0-0	--
Nevada	0-0-0	--
Navy	0-0-0	--
Utah State	0-4-4	--
UNLV	2-4-6	FF
Boise State	2-6-8	--
Army	1-1-2	--
New Mexico	1-0-1	--
Colorado St.	0-0-0	--
San Diego St.	0-0-0	--
Baylor	4-1-5	--

**2021 Game-by-Game**

Defense	U-A-T	Other
Lafayette	1-0-1	--
Navy	0-1-1	--
Utah State	2-2-4	--
FAU	0-0-0	QB Hurry
New Mexico	1-0-1	--
Wyoming	0-0-0	--
Boise State	3-0-3	--
SDSU	2-0-2	--
Army	1-0-1	Sack (-6)
CSU	0-1-1	--
Nevada	0-0-0	--
UNLV	0-0-0	--
Louisville	0-0-0	--

**Career Highs**

UT: ..... 7, Navy, 2023  
AT: ..... 8, Colorado State, 2023  
TOT: ..... 13, Navy, 2023  
TFL: ..... 2.0, Navy, 2023

**Career Statistics**

Tackles					
Year	G	U-A-T	TFL	Sacks	INT
2023	13	42-43-85	3.5-5	0.0-0	3-31
2022	13	12-16-28	0.0-0	0.0-0	0-0
2021	13	10-5-15	1.0-6	1.0-6	0-0
2020	5	11-11-22	1.5-5	0.0-0	0-0
<b>Total</b>	<b>44</b>	<b>75-75-150</b>	<b>6.0-16</b>	<b>1.0-6</b>	<b>3-31</b>

**#46 - Zach Juckel, ILB**

6-2, 210, So., Lakeville, MN  
(Lakeville South)

**2023**

- Played in 13 games
- Two tackles vs. Army
- Career-best three tackles vs. San Jose State

**Career**

- Did not see any action in 2022

**2023 Game-by-Game**

Defense	U-A-T	Other
RMU	0-0-0	--
Sam Houston	1-0-1	--
Utah State	1-0-1	--
San Jose St.	1-2-3	PBU
San Diego St.	0-1-1	--
Wyoming	0-0-0	--
Navy	0-1-1	--
CSU	1-0-1	--
Army	2-0-2	--
Hawaii	0-0-0	--
UNLV	0-0-0	--
Boise State	0-0-0	--
JMU	0-1-1	--

**Career Highs**

UT: ..... 2, Army, 2023  
AT: ..... 2, San Jose State, 2023  
TOT: ..... 3, San Jose State, 2023  
TFL: ..... None

**Career Statistics**

Tackles	Year	G	U-A-T	TFL	Sacks	INT
2023	12	6-4-10	0.0-0	0.0-0	0.0-0	0-0
2022	0	0-0-0	0.0-0	0.0-0	0.0-0	0-0
<b>Total</b>	<b>12</b>	<b>6-4-10</b>	<b>0.0-0</b>	<b>0.0-0</b>	<b>0.0-0</b>	<b>0-0</b>

**#50 - Grant Uyl, ILB**

5-11, 225, Jr., Grand Rapids, MI  
(DeWitt)

**2023**

- Played in three games

**Career**

- Did not see any action in 2022
- Did not see any action in 2021

**2023 Game-by-Game**

Defense	U-A-T	Other
RMU	0-0-0	--
Sam Houston	DNP	
Utah State	DNP	
San Jose St.	0-0-0	--
San Diego St.	DNP	
Wyoming	DNP	
Navy	DNP	
CSU	DNP	
Army	DNP	
Hawaii	DNP	
UNLV	DNP	
Boise State	0-0-0	--
JMU	DNP	

**Career Highs**

UT: ..... None  
AT: ..... None  
TOT: ..... None  
TFL: ..... None

**Career Statistics**

Tackles	Year	G	U-A-T	TFL	Sacks	INT
2023	3	0-0-0	0.0-0	0.0-0	0.0-0	0-0
2022	0	0-0-0	0.0-0	0.0-0	0.0-0	0-0
2021	0	0-0-0	0.0-0	0.0-0	0.0-0	0-0
<b>Total</b>	<b>3</b>	<b>0-0-0</b>	<b>0.0-0</b>	<b>0.0-0</b>	<b>0.0-0</b>	<b>0-0</b>

**Defensive Line****#13 - PJ Ramsey, DE**

6-3, 260, Sr., Phenix City, AL  
(Central)

**2023**

- Started all 13 games
- First-team all-MW
- Second on team with 7.5 sacks for 37 yards and second in TFL with 11.5 for 54 yards
- Fifth in the MW and 47th nationally in sacks (.58)
- Matched his career high with five tackles and a TFL at Boise State
- Four tackles and a sack vs. UNLV
- Matched his career high with five tackles, a sack and two QBH at CSU
- Four tackles and a sack at Navy
- Career-high five tackles and a sack vs. Wyoming...career-high four unassisted stops
- Three tackles and a career-best-tying 2.5 TFL, including 1.5 sacks, vs. Utah State
- Two tackles, sack and PBU at Sam Houston
- First-career start vs. RMU...career highs of five tackles and 2.5 tackles for loss for 12 yards

**Career**

- Played in 11 games in 2022
- Three tackles and first-career TFL (-9) vs. Nevada
- Played in one game in 2021, seeing action in the bowl game vs. Louisville
- Played in two games in 2020, seeing action vs. Boise State and Utah State

**2023 Game-by-Game**

Defense	U-A-T	Other
RMU	3-2-5	2.5 TFL, Sack
Sam Houston	1-1-2	Sack, PBU
Utah State	2-1-3	2.5 TFL, 1.5 Sacks
San Jose St.	0-0-0	QBH
San Diego St.	0-0-0	QBH
Wyoming	4-1-5	Sack
Navy	4-0-4	Sack
CSU	3-2-5	Sack, QBH
Army	0-1-1	0.5 TFL
Hawaii	0-1-1	QBH
UNLV	1-3-4	Sack
Boise State	3-2-5	TFL
JMU	0-0-0	QBH

**2022 Game-by-Game**

Defense	U-A-T	Other
UNI	0-1-1	--
Colorado	0-0-0	--
Wyoming	DNP	
Nevada	1-2-3	TFL
Navy	DNP	
Utah State	0-2-2	--
UNLV	1-0-1	Sack
Boise State	1-0-1	--
Army	1-0-1	--

New Mexico	1-1-2	0.5 TFL
Colorado St.	0-0-0	--
San Diego St.	1-1-2	Sack
Baylor	0-0-0	--

**2021 Game-by-Game**

Defense	U-A-T	Other
Lafayette	DNP	
Navy	DNP	
Utah State	DNP	
FAU	DNP	
New Mexico	DNP	
Wyoming	DNP	
Boise State	DNP	
SDSU	DNP	
Army	DNP	
CSU	DNP	
Nevada	DNP	
UNLV	DNP	
Louisville	0-0-0	--

**Career Highs**

UT: ..... 4, Navy, 2023  
AT: ..... 2, Colorado State, 2023  
TOT: ..... 5, Boise State, 2023  
TFL: ..... 2.5, Utah State, 2023

**Career Statistics**

Tackles				
Year	G	U-A-T	TFL	Sacks
2023	13	21-14-35	11.5-54	7.5-37
2022	11	6-7-13	3.5-22	2.0-12
2021	1	0-0-0	0.0-0	0.0-0
2020	2	0-1-1	0.0-0	0.0-0
Total	27	27-22-49	15.0-76	9.5-49

**#48 - Jayden Thiergood, DL**

6-3, 250, Sr., Chicago, IL  
(Marian Central Catholic)

**2023**

- Played in nine games, eight starts
- Missed four games due to injury
- Career-high six tackles and 0.5 sacks at Navy
- One tackle vs. San Diego State

**Career**

- Played in 10 games in 2022, missing three due to injury
- Recorded a TFL in eight of 10 games
- Matched his season high with four tackles, plus a TFL and QBH vs. Boise State
- Played in nine games in 2021, starting the last four
- Played in three games in 2020, one start (Utah State)...had two total tackles and a QB hurry

**2023 Game-by-Game**

Defense	U-A-T	Other
RMU	DNP	
Sam Houston	DNP	
Utah State	DNP	
San Jose St.	0-0-0	--
San Diego St.	0-1-1	--
Wyoming	0-0-0	--
Navy	2-4-6	0.5 Sacks
CSU	1-2-3	--
Army	0-2-2	--
Hawaii	DNP	
UNLV	0-4-4	--
Boise State	1-0-1	--
JMU	0-1-1	TFL



**2022 Game-by-Game**

Defense	U-A-T	Other
UNI	1-0-1	TFL
Colorado	DNP	
Wyoming	DNP	
Nevada	DNP	
Navy	3-1-4	TFL
Utah State	1-2-3	--
UNLV	0-1-1	TFL
Boise State	2-2-4	TFL, QBH
Army	2-0-2	--
New Mexico	2-1-3	0.5 sacks
Colorado St.	1-0-1	Sack, 2 QBR
San Diego St.	1-0-1	Sack, QBH, PBU
Baylor	2-0-2	TFL, QBH

**2021 Game-by-Game**

Defense	U-A-T	Other
Lafayette	DNP	
Navy	DNP	
Utah State	DNP	
FAU	0-0-0	--
New Mexico	2-0-2	--
Wyoming	DNP	
Boise State	0-0-0	--
SDSU	0-0-0	--
Army	0-0-0	--
CSU	0-3-3	--
Nevada	2-0-2	Sack, 2.0 TFL
UNLV	1-0-1	Sack
Louisville	0-2-2	QB Hurry

**Career Highs**

UT: ..... 3, Navy, 2022  
 AT: ..... 4, UNLV, 2023  
 TOT: ..... 6, Navy, 2023  
 TFL: ..... 2.0, Nevada, 2021

**Career Statistics**

Tackles	Year	G	U-A-T	TFL	Sacks
	2023	9	5-13-18	1.0-4	0.5-3
	2022	10	15-7-22	7.0-23	1.5-5
	2021	9	5-5-10	3.0-12	1.0-8
	2020	3	2-0-2	0.0-0	0.0-0
<b>Total</b>	<b>31</b>	<b>27-25-52</b>	<b>11.0-39</b>	<b>3.0-16</b>	

**#55 - Kuponon Blake, NG**

6-2, 270, Sr., Kalihi, HI  
 (Kamehameha)

**2023**

- Played in 13 games, seven starts
- One tackle and a sack vs. UNLV
- Career-high three tackles and a TFL vs. Army
- Two tackles vs. San Diego State
- First-career start vs. RMU...one tackle

**Career**

- Played in three games in 2022, seeing action against NIU, Nevada and New Mexico
- Did not see any action in 2021
- Played in four games in 2020

**2023 Game-by-Game**

Defense	U-A-T	Other
RMU	0-1-1	--
Sam Houston	0-0-0	--
Utah State	0-1-1	--
San Jose St.	0-0-0	--
San Diego St.	1-1-2	--
Wyoming	0-0-0	--
Navy	0-0-0	QBH

CSU	0-0-0	--
Army	0-3-3	TFL
Hawaii	1-1-2	--
UNLV	0-1-1	Sack
Boise State	1-1-2	--
JMU	0-0-0	--

**2022 Game-by-Game**

Defense	U-A-T	Other
UNI	0-0-0	--
Colorado	DNP	
Wyoming	DNP	
Nevada	0-0-0	--
Navy	DNP	
Utah State	DNP	
UNLV	DNP	
Boise State	DNP	
Army	DNP	
New Mexico	0-0-0	--
Colorado St.	DNP	
San Diego St.	DNP	
Baylor	DNP	

**Career Highs**

UT: ..... 1, Boise State, 2023  
 AT: ..... 3, Army, 2023  
 TOT: ..... 3, Army, 2023  
 TFL: ..... 1.0, Army, 2020

**Career Statistics**

Tackles	Year	G	U-A-T	TFL	Sacks	INT
	2023	12	3-9-12	1.5-5	0.0-0	0-0
	2022	3	0-0-0	0.0-0	0.0-0	0-0
	2021	0	0-0-0	0.0-0	0.0-0	0-0
	2020	4	1-1-2	1.0-1	0.0-0	0-0
<b>Total</b>	<b>19</b>	<b>4-10-14</b>	<b>2.5-6</b>	<b>0.0-0</b>	<b>0-0</b>	

**#56 - Cole Palmer, OLB**

6-4, 235, Jr., Colorado Springs, CO  
 (TCA)

**2023**

- First-career game vs. RMU

**Career**

- Did not see any action in 2022
- Did not see any action in 2021

**2023 Game-by-Game**

Defense	U-A-T	Other
RMU	0-0-0	--
Sam Houston	DNP	
Utah State	DNP	
San Jose St.	DNP	
San Diego St.	DNP	
Wyoming	DNP	
Navy	DNP	
CSU	DNP	
Army	DNP	
Hawaii	DNP	
UNLV	DNP	
Boise State	DNP	
JMU	DNP	

**Career Highs**

UT: ..... None  
 AT: ..... None  
 TOT: ..... None  
 TFL: ..... None

**Career Statistics****Tackles**

Year	G	U-A-T	TFL	Sacks	INT
2023	1	0-0-0	0.0-0	0.0-0	0-0
2022	0	0-0-0	0.0-0	0.0-0	0-0
2021	0	0-0-0	0.0-0	0.0-0	0-0
<b>Total</b>	<b>1</b>	<b>0-0-0</b>	<b>0.0-0</b>	<b>0.0-0</b>	<b>0-0</b>

**#62 - James Tomasi, NG**

6-0, 310, Jr., Provo, UT  
 (Provo)

**2023**

- Played in 13 games, four starts
- Career-high three tackles at Hawaii
- Two tackles vs. Army
- Two tackles vs. Wyoming...had a TFL
- One tackle vs. San Diego State
- First-career start vs. RMU...two tackles and a sack for seven yards

**Career**

- Played in three games in 2022
- Career high two tackles at UNLV
- Did not see any action in 2021

**2023 Game-by-Game**

Defense	U-A-T	Other
RMU	2-0-2	Sack
Sam Houston	0-0-0	--
Utah State	0-1-1	--
San Jose St.	0-1-1	--
San Diego St.	1-0-1	--
Wyoming	1-1-2	TFL
Navy	0-1-1	--
CSU	0-0-0	--
Army	2-0-2	--
Hawaii	1-2-3	--
UNLV	0-0-0	--
Boise State	0-0-0	--
JMU	0-0-0	--

**2022 Game-by-Game**

Defense	U-A-T	Other
UNI	0-0-0	--
Colorado	0-1-1	--
Wyoming	DNP	
Nevada	DNP	
Navy	DNP	
Utah State	DNP	
UNLV	0-2-2	--
Boise State	DNP	
Army	DNP	
New Mexico	DNP	
Colorado St.	DNP	
San Diego St.	DNP	
Baylor	DNP	

**Career Highs**

UT: ..... 2, Army, 2023  
 AT: ..... 2, Hawaii, 2023  
 TOT: ..... 3, Hawaii, 2023  
 TFL: ..... 1.0, Wyoming, 2023

**Career Statistics**

Tackles	Year	G	U-A-T	TFL	Sacks	INT
	2023	13	7-6-13	2.0-9	1.0-7	0-0
	2022	3	0-3-3	0.0-0	0.0-0	0-0
	2021	0	0-0-0	0.0-0	0.0-0	0-0
<b>Total</b>	<b>16</b>	<b>7-9-16</b>	<b>2.0-9</b>	<b>1.0-7</b>	<b>0-0</b>	

**#87 - Caden Blum, DE**

6-5, 265, Jr., Baraboo, WI  
(Baraboo)

**2023**

- Played in 11 games, three starts
- Two tackles and a sack at Boise State
- Career-high three tackles vs. Army
- Two tackles and 0.5 sacks at Navy, first tackles of his career

**Career**

- Played in five games in 2022
- Moved from tight end to defensive end
- Played in 12 games in 2021
- Played in two games in 2020, seeing action vs. New Mexico and Utah State

**2023 Game-by-Game**

Defense	U-A-T	Other
RMU	0-0-0	QBH
Sam Houston	DNP	
Utah State	0-0-0	--
San Jose St.	0-0-0	--
San Diego St.	0-0-0	--
Wyoming	DNP	
Navy	0-2-2	0.5 Sack
CSU	0-0-0	--
Army	3-0-3	--
Hawaii	2-0-2	--
UNLV	0-1-1	--
Boise State	1-1-2	Sack/TFL
JMU	0-0-0	--

**2022 Game-by-Game**

Defense	U-A-T	Other
UNI	0-0-0	--
Colorado	DNP	
Wyoming	DNP	
Nevada	0-0-0	--
Navy	DNP	
Utah State	DNP	
UNLV	0-0-0	--
Boise State	0-0-0	--
Army	DNP	
New Mexico	0-0-0	--
Colorado St.	DNP	
San Diego St.	DNP	

**Career Highs**

UT: ..... 3, Army, 2023  
AT: ..... 2, Navy, 2023  
TOT: ..... 3, Army, 2023  
TFL: ..... 1.0, Boise State, 2023

**Career Statistics**

Tackles	Year	G	U-A-T	TFL	Sacks
	2023	11	6-4-10	1.5-6	1.5-6
	2022	4	0-0-0	0.0-0	0.0-0
	2021	12	0-0-0	0.0-0	0.0-0
	2020	2	0-0-0	0.0-0	0.0-0
	<b>Total</b>	<b>29</b>	<b>6-4-10</b>	<b>1.5-6</b>	<b>1.5-6</b>

**#95 - Daniel Grobe, DT**

6-7, 270, So., Tomball, TX  
(Tomball Memorial)

**2023**

- Played in four games
- Career-high three tackles vs. SDSU
- First-career tackle (TFL) vs. Utah State

**Career**

- Did not see any action in 2022

**2023 Game-by-Game**

Defense	U-A-T	Other
RMU	0-0-0	--
Sam Houston	DNP	
Utah State	0-1-1	TFL
San Jose St.	DNP	
San Diego St.	3-0-3	--
Wyoming	DNP	
Navy	DNP	
CSU	DNP	
Army	0-0-0	--
Hawaii	DNP	
Boise State	DNP	
JMU	DNP	

**Career Highs**

UT: ..... 3, San Diego State, 2023  
AT: ..... 1, Utah State, 2023  
TOT: ..... 3, San Diego State, 2023  
TFL: ..... None

**Career Statistics**

Tackles	Year	G	U-A-T	TFL	Sacks
	2023	4	3-1-4	0.5-0	0.0-0
	2022	0	0-0-0	0.0-0	0.0-0
	<b>Total</b>	<b>4</b>	<b>3-1-4</b>	<b>0.5-0</b>	<b>0.0-0</b>

**#96 - Payton Zdroik, NG**

6-0, 265, So., Brentwood, CA (Liberty)

**2023**

- Played in 10 games, eight starts
- Three straight games with a TFL
- Two TFL, a sack and a QBH vs. JMU
- One tackle and a TFL at Boise State
- Three tackles and a sack vs. UNLV
- Matched his career high with six tackles at Navy...also had a sack
- Four tackles, 1.5 TFL and a sack vs. Wyoming
- Career-high six tackles and a sack vs. Sam Houston
- Preseason all-MW
- Group of 5 preseason All-American by HERO

**Career**

- Played in 13 games in 2022, starting 10
- Second on the team in TFL with 10.0 for 47 yards and sacks with 5.5 for 37 yards
- Led all DL with 30 total tackles
- Seven straight games with a TFL
- Career highs of four tackles and 2.0 TFL vs. Baylor in the bowl game
- Did not see any action in 2021

**2023 Game-by-Game**

Defense	U-A-T	Other
RMU	DNP	
Sam Houston	5-1-6	Sack
Utah State	0-0-0	--
San Jose St.	DNP	
San Diego St.	DNP	
Wyoming	3-1-4	1.5 TFL, Sack, QBH
Navy	2-4-6	Sack
CSU	0-3-3	--
Army	2-1-3	--
Hawaii	1-3-4	--
UNLV	1-2-3	Sack
Boise State	0-1-1	TFL
JMU	2-0-2	2 TFL, Sack, QBH

**2022 Game-by-Game**

Defense	U-A-T	Other
UNI	1-1-2	--
Colorado	2-0-2	Sack
Wyoming	1-2-3	--
Nevada	0-1-1	--
Navy	0-0-0	QBH
Utah State	0-1-1	--
UNLV	2-0-2	TFL
Boise State	2-1-3	TFL
Army	3-2-5	TFL
New Mexico	1-1-2	Sack
Colorado St.	2-1-3	2.0 Sacks
San Diego St.	1-1-2	1.5 TFL, FF, QBH
Baylor	3-1-4	Sack, TFL

**Career Highs**

UT: ..... 5, Sam Houston, 2023  
AT: ..... 4, Navy, 2023  
TOT: ..... 6, Navy, 2023  
TFL: ..... 2.0, Baylor, 2022

**Career Statistics**

Tackles	Year	G	U-A-T	TFL	Sacks
	2023	7	14-15-29	4.0-22	3.5-21
	2022	13	18-12-30	10.0-47	5.5-37
	<b>Total</b>	<b>20</b>	<b>32-27-59</b>	<b>14.0-69</b>	<b>9.0-58</b>

**#99 - Aidan Swartz, DT**

6-4, 270, So., Sylvania, OH  
(Sylvania Northview)

**2023**

- Played in 11 games
- One tackle and a QBH at San Jose State...
- tackle was first of his career
- First-career game vs. RMU

**Career**

- Did not see any action in 2022

**2023 Game-by-Game**

Defense	U-A-T	Other
RMU	0-0-0	--
Sam Houston	0-0-0	--
Utah State	0-0-0	--
San Jose St.	1-0-1	QBH
San Diego St.	1-0-1	--
Wyoming	DNP	
Navy	0-0-0	--
CSU	0-0-0	--
ARMY	0-0-0	--
Hawaii	0-0-0	--
UNLV	DNP	
Boise State	0-0-0	--
JMU	0-0-0	--

**Career Highs**

UT: ..... 1, San Diego State, 2023  
AT: ..... None  
TOT: ..... 1, San Diego State, 2023  
TFL: ..... None

**Career Statistics**

Tackles	Year	G	U-A-T	TFL	Sacks
	2023	11	2-0-2	0.0-0	0.0-0
	2022	0	0-0-0	0.0-0	0.0-0
	<b>Total</b>	<b>11</b>	<b>2-0-2</b>	<b>0.0-0</b>	<b>0.0-0</b>

### 43 - Matthew Dapore, PK

6-0, 190, Jr., Springboro, OH  
(Springboro)

#### 2023

- Lou Groza National Placekicker Watch List
- Honorable mention all-MW
- Started 12 games, missed SJS game
- Matched his career high with two field goals at Boise State, hitting from a season-long 50 and 45 yards...13th time in his career with two FGs
- Tied his career-high with two field goals at Sam Houston, both from 42 yards...Named MW Special Teams Player of the Week...first Falcon to earn the award since Luke Strebels in 2017

#### Career

- Hit 39-50 FGs in his career....780 career FG percentage is sixth best in AF history
- Semifinalist for the Lou Groza National Placekicker Award in 2022, given annually to the top kicker in the nation
- Ranked fifth in the MW in field goals (1.23), seventh in FG percentage (.762) and seventh in scoring (6.5)
- Played 10 games in 2021, starting nine
- Hit 31-32 PATs and 8-10 FGs for 55 points
- Ranked fourth in the MW in FG pct (.800)

#### 2023 Game-by-Game

Kicking	PATs	FGs/(G)NG	KOs-TBs
RMU	5-5	--	5-3
Sam Houston	1-1	(42), (42)	0-0
Utah State	4-4	(49)	0-0
San Jose St.	DNP		
San Diego St.	6-6	--	0-0
Wyoming	4-4	(24), (43)	0-0
Navy	2-2	42,(40),35	0-0
CSU	3-4	(29)	0-0
Army	0-0	(30), 32	0-0
Hawaii	1-1	(25), 27, (21)	0-0
UNLV	3-3	(27), (42)	0-0
Boise State	1-1	(50), (45)	0-0
JMU	4-4	(26)	0-0

#### 2022 Game-by-Game

Kicking	PATs	FGs/(G)NG	KOs-TBs
UNI	5-5	(30), (33)	7-3
Colorado	2-2	(54), (47)	5-4
Wyoming	0-1	53	0-0
Nevada	2-2	(41), (51)	6-3
Navy	2-2	(23), (22)	4-3
Utah State	3-3	(40), (51)	5-2
UNLV	5-5	--	6-0
Boise State	2-2	--	2-2
Army	1-1	(35),49,(26)	4-0
New Mexico	4-4	--	5-5
Colorado St.	3-3	(44), 53	4-0
San Diego St.	1-1	57, (30), 44, (32)	4-0
Baylor	3-3	37	6-0

#### 2021 Game-by-Game

Kicking	PATs	FGs/(G)NG	KOs-TBs
Lafayette	3-4		6-3
Navy	3-3	35	4-1
Utah State	6-6	(22)	8-4
FAU	DNP		
New Mexico	DNP		
Wyoming	DNP		
Boise State	0-0	(28)	0-0
SDSU	2-2		0-0
Army	0-0	(39), (30)	2-0
CSU	5-5	37	0-0

Nevada	4-4	(49)	0-0
UNLV	4-4	(37), (38)	0-0
Louisville	4-4	(26)	3-0

#### Career Statistics

Kicking	Year	G	FGs	Long	PATs	Points
	2023	12	15-19	50	34-35	79
	2022	13	16-21	54	37-38	85
	2021	10	8-10	49	31-32	55
	<b>Total</b>	<b>35</b>	<b>39-50</b>	<b>--</b>	<b>102-105</b>	<b>219</b>

### #95 - Carson Bay, P

5-11, 160, Jr., Tampa, FL  
(Robinson)

#### 2023

- Holder on FGs, PATs
- Averaged 39.4 yards per punt
- Averaged 43.0 on career-high eight punts vs. UNLV

#### Career

- Started all 13 games in 2022
- Averaged 37.6 yards per punt...long of 59
- Played in seven games in 2021, starting the last six
- Team-best 40.9 average on 16 punts

#### 2023 Game-by-Game

Punting	#-Avg	Long	I20
RMU	0-0	--	0
Sam Houston	0-0	--	0
Utah State	0-0	--	0
San Jose St.	0-0	--	0
San Diego St.	1-45.0	45	0
Wyoming	1-43.0	43	0
Navy	7-33.9	48	5
CSU	4-44.0	48	2
Army	2-36.5	37	0
Hawaii	0-0	--	0
UNLV	8-43.0	50	0
Boise State	2-33.5	36	1
JMU	0-0	--	0

#### Career Highs

Punts: ..... 8, UNLV, 2023  
Avg: ..... 46.0, Army, 2021  
Long: ..... 53, Wyoming, 2022

#### Career Statistics

Punting	Year	G	#	Avg.	I20	50+	TB	Long
	2023	13	25	39.4	8	1	2	50 (UNLV)
	2022	13	31	37.6	12	2	3	59 (Navy)
	2021	8	16	40.9	5	0	1	49 (Army)
	<b>Total</b>	<b>34</b>	<b>72</b>	<b>38.4</b>	<b>25</b>	<b>3</b>	<b>6</b>	

### 96 - Reagan Tubbs, PK

5-10, 175, So., Flower Mound, TX  
(Flower Mound)

#### 2023

- Played in 13 games, one start
- Handled KO duties
- First-career start at San Jose State, hit first-career FG (30 yards) and made six PATs
- Has 41 kickoffs with 20 touchbacks
- Career-best six TBs vs. SDSU

#### Career

- Played in one game in 2022
- One kickoff vs. Colorado

#### 2023 Game-by-Game

Kicking	PATs	FGs/(G)NG	KOs-TBs
RMU	1-1	--	1-1
Sam Houston	0-0	--	4-1
Utah State	0-0	--	6-4
San Jose St.	6-6	(30)	7-2
San Diego St.	1-1	--	7-6
Wyoming	0-0	--	6-5
Navy	0-0	--	4-0
CSU	0-0	--	6-1
Army	0-0	--	2-1
Hawaii	0-0	--	4-3
UNLV	0-0	--	5-4
Boise State	0-0	--	4-0
JMU	0-0	--	6-1

#### Career Statistics

Kicking	Year	G	FGs	Long	PATs	Points
	2023	13	1-1	30	8-8	11
	2022	1	0-0	--	0-0	0
	<b>Total</b>	<b>14</b>	<b>1-1</b>	<b>--</b>	<b>8-8</b>	<b>11</b>

### #97 - Luke Freer, P

6-4, 220, Fr., Fairhope, AL (Fairhope)

#### 2023

- Played in seven games
- Led the team in punting with 42.7 average
- Averaged 47.3 yards on three punts vs. JMU...including career-long of 53 yards

#### Career

- Played in one game in 2022 (Boise State), punted twice for a 47.5 average with punts of 47 and 48 yards

#### 2023 Game-by-Game

Punting	#-Avg	Long	I20
RMU	0-0	--	0
Sam Houston	4-43.8	52	2
Utah State	3-40.3	41	0
San Jose St.	1-35.0	35	0
San Diego St.	DNP		
Wyoming	DNP		
Navy	DNP		
CSU	DNP		
Hawaii	1-31.0	31	0
UNLV	DNP		
Boise State	3-45.3	47	0
JMU	3-47.3	53	1

#### Career Highs

Punts: ..... 4, Sam Houston, 2023  
Avg: ..... 47.3, JMU, 2023  
Long: ..... 53, JMU, 2023

#### Career Statistics

Punting	Year	G	#	Avg.	I20	50+	TB	Long
	2023	7	15	42.7	3	2	0	53 (JMU)
	2022	1	2	47.5	1	0	0	48 (BSU)
	<b>Total</b>	<b>8</b>	<b>17</b>	<b>43.2</b>	<b>4</b>	<b>2</b>	<b>0</b>	





**2023-24 Air Force Football  
Game Results  
All games**

Page 1/1  
as of Dec 24, 2023

**Team Results**

	Date	Opponent		Score	Overall	Conf	Time	Attend
	09/02/2023	Robert Morris	W	42-7	1-0	0-0	2:51	30145
	09/09/2023	vs Sam Houston	W	13-3	2-0	0-0	2:41	25121
*	09/15/2023	Utah St.	W	39-21	3-0	1-0	3:05	18400
*	09/22/2023	at San Jose St.	W	45-20	4-0	2-0	3:05	16124
*	09/30/2023	San Diego St.	W	49-10	5-0	3-0	2:52	24869
*	10/14/2023	Wyoming	W	34-27	6-0	4-0	3:06	28311
	10/21/2023	at Navy	W	17-6	7-0	4-0	3:03	38803
*	10/28/2023	at Colorado St.	W	30-13	8-0	5-0	3:12	22570
	11/04/2023	vs Army West Point	L	3-23	8-1	5-0	3:06	52401
*	11/11/2023	at Hawaii	L	13-27	8-2	5-1	2:46	12742
*	11/18/2023	UNLV	L	27-31	8-3	5-2	3:26	23574
*	11/24/2023	at Boise St.	L	19-27	8-4	5-3	2:58	36390
	12/23/2023	vs James Madison	W	31-21	9-4	5-3	3:37	30828



2023-24 Air Force Football  
Overall Team Statistics  
All games

Page 1/2  
as of Dec 24, 2023

Team Statistics

	USAFA	OPP
<b>Scoring</b>	<b>362</b>	<b>236</b>
Points per game	27.8	18.2
Points Off Turnovers	63	29
<b>First Downs</b>	<b>256</b>	<b>191</b>
Rushing	189	74
Passing	43	104
Penalty	24	13
<b>Rushing Yardage</b>	<b>3660</b>	<b>1181</b>
Yards gained rushing	3877	1505
Yards lost rushing	217	324
Rushing attempts	721	388
Average per rush	5.1	3.0
Average per game	281.5	90.8
TDs Rushing	36	11
<b>Passing Yardage</b>	<b>1105</b>	<b>2429</b>
Comp-Att-Int	55-105-6	216-350-10
Average per pass	10.5	6.9
Average per catch	20.1	11.2
Average per game	85.0	186.8
TDs Passing	7	18
<b>Total offense</b>	<b>4765</b>	<b>3610</b>
Total plays	826	738
Average per play	5.8	4.9
Average per game	366.5	277.7
<b>Kick returns: #-Yards</b>	<b>5-92</b>	<b>28-470</b>
<b>Punt returns: #-Yards</b>	<b>8-23</b>	<b>8-19</b>
<b>Int returns: #-Yards</b>	<b>10-162</b>	<b>6-60</b>
<b>Kick return average</b>	<b>18.4</b>	<b>16.8</b>
<b>Punt return average</b>	<b>2.9</b>	<b>2.4</b>
<b>Int return average</b>	<b>16.2</b>	<b>10.0</b>
<b>Fumbles-Lost</b>	<b>21-11</b>	<b>10-4</b>
<b>Penalties-Yards</b>	<b>39-322</b>	<b>69-629</b>
Average per game	24.8	48.4
<b>Punts-Yards</b>	<b>40-1625</b>	<b>64-2737</b>
Average per punt	40.6	42.8
Net punt average	39.2	40.8
<b>Kickoffs-Yards</b>	<b>70-4340</b>	<b>48-3016</b>
Average per kick	62.0	62.8
Net kick average	41.5	40.0
<b>Time of possession / game</b>	<b>33:18</b>	<b>26:27</b>
<b>3rd-down conversion</b>	<b>78/169</b>	<b>57/161</b>
3rd-down pct	46%	35%
<b>4rd-down conversion</b>	<b>17/26</b>	<b>12/22</b>



2023-24 Air Force Football  
Overall Team Statistics  
All games

Page 2/2  
as of Dec 24, 2023

	USAFA	OPP
4rd-down pct	65%	55%
<b>Sacks by-Yards</b>	<b>30-205</b>	<b>11-52</b>
<b>Misc Yards</b>	<b>0</b>	<b>0</b>
<b>Touchdowns scored</b>	<b>45</b>	<b>30</b>
<b>Field goals - attempts</b>	<b>16-20</b>	<b>10-13</b>
<b>On-Side kicks</b>	<b>0-0</b>	<b>0-3</b>
<b>Red-zone scores</b>	<b>(39-47) 83%</b>	<b>(25-29) 86%</b>
<b>Red-zone touchdowns</b>	<b>(31-47) 66%</b>	<b>(22-29) 76%</b>
<b>PAT-attempts</b>	<b>(42-43) 98%</b>	<b>(26-29) 90%</b>
<b>2-point conversion-attempts</b>	<b>(1-2) 50%</b>	<b>(0-1) 0%</b>
<b>Attendance</b>	<b>125299</b>	<b>126629</b>
Games / Avg per game	5/25060	5/25326
Neutral site games	-	3/36117

Score by Periods

Team	1st	2nd	3rd	4th	OT	TOT
Air Force	67	131	89	75	0	362
Opponents	61	84	45	46	0	236





# 2023-24 Air Force Football Individual Statistics All games

Page 1/4  
as of Dec 24, 2023

## Rushing

Player	gp	att	gain	loss	net	avg	td	lg	avg/g
Emmanuel Michel	11	204	954	4	950	4.7	11	54	86.4
Zac Larrier	11	142	678	73	605	4.3	6	41	55.0
John Lee Eldridge III	13	84	651	52	599	7.1	6	65	46.1
Dylan Carson	9	68	493	0	493	7.3	2	68	54.8
Owen Burk	12	82	440	5	435	5.3	3	39	36.3
Jensen Jones	10	48	261	24	237	4.9	4	37	23.7
Aiden Calvert	13	23	181	4	177	7.7	0	22	13.6
Cade Harris	13	11	85	4	81	7.4	2	29	6.2
Ben Brittain	4	7	33	2	31	4.4	0	8	7.8
Dane Kinamon	8	7	22	1	21	3.0	0	5	2.6
Jet Harris	13	5	20	0	20	4.0	1	8	1.5
John Busha	4	13	27	16	11	0.8	1	6	2.8
Kaden Cloud	1	2	11	0	11	5.5	0	11	11.0
Jalen Johnson	12	2	7	0	7	3.5	0	4	0.6
Darius Stone	1	1	6	0	6	6.0	0	6	6.0
Cannon Turner	2	3	5	0	5	1.7	0	3	2.5
Kade Frew	3	1	3	0	3	3.0	0	3	1.0
Kendin Alexander	3	1	0	0	0	0.0	0	0	0.0
Team	13	17	0	32	-32	-1.9	0	0	-2.5
<b>Total</b>	<b>13</b>	<b>721</b>	<b>3877</b>	<b>217</b>	<b>3660</b>	<b>5.1</b>	<b>36</b>	<b>68</b>	<b>281.5</b>
<b>Opponents</b>	<b>13</b>	<b>387</b>	<b>1505</b>	<b>315</b>	<b>1190</b>	<b>3.1</b>	<b>11</b>	<b>62</b>	<b>91.5</b>

## Passing

Player	gp	effic	comp-att-int	pct	yds	td	lg	avg/g
Zac Larrier	11	187.1	40-67-2	59.7	789	7	94	71.7
John Busha	4	104.0	9-19-1	47.4	152	0	38	38.0
Jensen Jones	10	109.6	5-15-1	33.3	160	0	65	16.0
Ben Brittain	4	-133.3	0-3-2	0.0	0	0	0	0.0
Brandon Engel	11	133.6	1-1-0	100.0	4	0	4	0.4
<b>Total</b>	<b>13</b>	<b>151.4</b>	<b>55-105-6</b>	<b>52.4</b>	<b>1105</b>	<b>7</b>	<b>94</b>	<b>85.0</b>
<b>Opponents</b>	<b>13</b>	<b>131.1</b>	<b>216-350-10</b>	<b>61.7</b>	<b>2420</b>	<b>18</b>	<b>84</b>	<b>186.2</b>

## Receiving

Player	gp	no.	yds	avg	td	lg	avg/g
Jared Roznos	10	12	374	31.2	3	84	37.4
Brandon Engel	11	10	178	17.8	0	39	16.2
Caleb Rillos	13	8	97	12.1	0	35	7.5
John Lee Eldridge III	13	7	39	5.6	1	17	3.0
Dane Kinamon	8	5	126	25.2	2	94	15.8
Wyatt Wilson	11	5	106	21.2	0	38	9.6
Cade Harris	13	5	179	35.8	1	65	13.8
Zac Larrier	11	1	-8	-8.0	0	0	-0.7
Jensen Jones	10	1	4	4.0	0	4	0.4
Quin Smith	3	1	10	10.0	0	10	3.3
<b>Total</b>	<b>13</b>	<b>55</b>	<b>1105</b>	<b>20.1</b>	<b>7</b>	<b>94</b>	<b>85.0</b>
<b>Opponents</b>	<b>13</b>	<b>216</b>	<b>2420</b>	<b>11.2</b>	<b>18</b>	<b>84</b>	<b>186.2</b>

## Punt Returns

Player	no.	yds	avg	td	lg
Dane Kinamon	5	22	4.4	0	9
Cade Harris	3	1	0.3	0	2
<b>Total</b>	<b>8</b>	<b>23</b>	<b>2.9</b>	<b>0</b>	<b>9</b>
<b>Opponents</b>	<b>8</b>	<b>19</b>	<b>2.4</b>	<b>0</b>	<b>11</b>

## Interceptions

Player	no.	yds	avg	td	lg
Johnathan Youngblood	3	31	10.3	0	23
Trey Taylor	3	97	32.3	1	51
Jayden Goodwin	1	0	0.0	0	0
Alec Mock	1	18	18.0	1	18
Jalen Mergerson	1	15	15.0	0	15
Jamari Bellamy	1	1	1.0	0	1
<b>Total</b>	<b>10</b>	<b>162</b>	<b>16.2</b>	<b>2</b>	<b>51</b>
<b>Opponents</b>	<b>6</b>	<b>60</b>	<b>10.0</b>	<b>0</b>	<b>25</b>

## Kick Returns

Player	no.	yds	avg	td	lg
John Lee Eldridge III	2	39	19.5	0	21
Dane Kinamon	1	19	19.0	0	19
Aiden Calvert	1	18	18.0	0	18
Kade Frew	1	16	16.0	0	16
<b>Total</b>	<b>5</b>	<b>92</b>	<b>18.4</b>	<b>0</b>	<b>21</b>
<b>Opponents</b>	<b>28</b>	<b>470</b>	<b>16.8</b>	<b>0</b>	<b>44</b>

## Fumble Returns

Player	no.	yds	avg	td	lg
Bo Richter	2	8	4.0	0	8
Jamari Bellamy	1	0	0.0	0	0
Trey Williams	1	0	0.0	0	0
<b>Total</b>	<b>4</b>	<b>8</b>	<b>2.0</b>	<b>0</b>	<b>8</b>
<b>Opponents</b>	<b>11</b>	<b>32</b>	<b>2.9</b>	<b>1</b>	<b>32</b>



# 2023-24 Air Force Football Individual Statistics All games

Page 2/4  
as of Dec 24, 2023

## Scoring

			PAT						
Player	td	fg	kick	rush	rcv	pass	dxp	saf	pts
Matthew Dapore	-	15-19	34-35	-	-	-	-	-	79
Emmanuel Michel	11	-	-	1	-	-	-	-	68
John Lee Eldridge III	7	-	-	-	-	-	-	-	42
Zac Larrier	6	-	-	-	-	-	-	-	36
Jensen Jones	4	-	-	-	-	-	-	-	24
Owen Burk	3	-	-	-	-	-	-	-	18
Cade Harris	3	-	-	-	-	-	-	-	18
Jared Roznos	3	-	-	-	-	-	-	-	18
Dane Kinamon	2	-	-	-	-	-	-	-	12
Dylan Carson	2	-	-	-	-	-	-	-	12
Reagan Tubbs	-	1-1	8-8	-	-	-	-	-	11
Alec Mock	1	-	-	-	-	-	-	-	6
Trey Taylor	1	-	-	-	-	-	-	-	6
Jet Harris	1	-	-	-	-	-	-	-	6
John Busha	1	-	-	-	-	-	-	-	6
Total	45	16-20	42-43	1	0	0	0	0	362
Opponents	30	10-13	26-29	0	0	0	0	0	236

## Field Goals

Player	fg	pct.	01-19	20-29	30-39	40-49	50-99	lg	blk
Matthew Dapore	15-19	78.9	0-0	6-7	1-3	7-8	1-1	50	1
Reagan Tubbs	1-1	100.0	0-0	0-0	1-1	0-0	0-0	30	0
<b>Opponents</b>	<b>10-13</b>	<b>76.9</b>	<b>0-0</b>	<b>0-0</b>	<b>3-3</b>	<b>5-7</b>	<b>2-3</b>	<b>61</b>	<b>0</b>

## FG Sequence

Team Name	Air Force	Opponents
Sam Houston	(42),(42)	(45)
Utah St.	(49)	
San Jose St.	(30)	
Wyoming	(24),(43)	45,52
Navy	42,(40),35	
Colorado St.	(29)	(40),(49)
Army West Point	(30),32	(45),(40),(38)
Hawaii	(25),27,(21)	48
UNLV	(27),(42)	(39)
Boise St.	(50),(45)	(38),(52)
James Madison	(26)	
San Diego St.		(61)

Numbers in (parentheses) indicate field goal was made

## Total Offense

Player	g	plays	rush	pass	total	avg/g
Zac Larrier	11	209	605	789	1394	126.7
Emmanuel Michel	11	204	950	0	950	86.4
John Lee Eldridge III	13	84	599	0	599	46.1
Dylan Carson	9	68	493	0	493	54.8
Owen Burk	12	82	435	0	435	36.3
Jensen Jones	10	63	237	160	397	39.7
Aiden Calvert	13	23	177	0	177	13.6
John Busha	4	32	11	152	163	40.8
Cade Harris	13	11	81	0	81	6.2
Ben Brittain	4	10	31	0	31	7.8
Dane Kinamon	8	7	21	0	21	2.6
Jet Harris	13	5	20	0	20	1.5
Kaden Cloud	1	2	11	0	11	11.0
Jalen Johnson	12	2	7	0	7	0.6
Darius Stone	1	1	6	0	6	6.0
Cannon Turner	2	3	5	0	5	2.5
Brandon Engel	11	1	0	4	4	0.4
Kade Frew	3	1	3	0	3	1.0
Team	13	0	-32	0	-32	-2.5
<b>Total</b>	<b>13</b>	<b>826</b>	<b>3660</b>	<b>1105</b>	<b>4765</b>	<b>366.5</b>
<b>Opponents</b>	<b>13</b>	<b>737</b>	<b>1190</b>	<b>2420</b>	<b>3610</b>	<b>277.7</b>

## Punting

Player	no.	yds	avg	lg	tb	fc	i20	50+	blk
Carson Bay	25	985	39.4	50	2	10	8	1	0
Luke Freer	15	640	42.7	53	0	9	3	2	0
<b>Total</b>	<b>40</b>	<b>1625</b>	<b>40.6</b>	<b>53</b>	<b>2</b>	<b>19</b>	<b>11</b>	<b>3</b>	<b>0</b>
<b>Opponents</b>	<b>64</b>	<b>2737</b>	<b>42.8</b>	<b>70</b>	<b>5</b>	<b>31</b>	<b>18</b>	<b>10</b>	<b>0</b>

## Kickoffs

Player	no.	yds	avg	tb	ob	retn	net	ydln
Reagan Tubbs	62	3836	61.9	29	0			
Matthew Dapore	5	320	64.0	3	0			
Colton Corrao	2	119	59.5	0	0			
Bryce Olson	1	65	65.0	0	0			
<b>Total</b>	<b>70</b>	<b>4340</b>	<b>62.0</b>	<b>32</b>	<b>0</b>	<b>28</b>	<b>41.5</b>	<b>23</b>
<b>Opponents</b>	<b>48</b>	<b>3016</b>	<b>62.8</b>	<b>22</b>	<b>0</b>	<b>5</b>	<b>40</b>	<b>25</b>



2023-24 Air Force Football  
Individual Statistics  
All games

Page 3/4  
as of Dec 24, 2023

All Purpose

Player	g	rush	rcv	pr	kr	ir	total	avg/g
Emmanuel Michel	11	950	0	0	0	0	950	86.4
John Lee Eldridge III	13	599	39	0	39	0	677	52.1
Zac Larrier	11	605	-8	0	0	0	597	54.3
Dylan Carson	9	493	0	0	0	0	493	54.8
Owen Burk	12	435	0	0	0	0	435	36.3
Jared Roznos	10	0	374	0	0	0	374	37.4
Cade Harris	13	81	179	1	0	0	261	20.1
Jensen Jones	10	237	4	0	0	0	241	24.1
Aiden Calvert	13	177	0	0	18	0	195	15.0
Dane Kinamon	8	21	126	22	19	0	188	23.5
Brandon Engel	11	0	178	0	0	0	178	16.2
Wyatt Wilson	11	0	106	0	0	0	106	9.6
Trey Taylor	13	0	0	0	0	97	97	7.5
Caleb Rillos	13	0	97	0	0	0	97	7.5
Ben Brittain	4	31	0	0	0	0	31	7.8
Johnathan Youngblood	13	0	0	0	0	31	31	2.4
Jet Harris	13	20	0	0	0	0	20	1.5
Kade Frew	3	3	0	0	16	0	19	6.3
Alec Mock	13	0	0	0	0	18	18	1.4
Jalen Mergerson	13	0	0	0	0	15	15	1.2
John Busha	4	11	0	0	0	0	11	2.8
Kaden Cloud	1	11	0	0	0	0	11	11.0
Quin Smith	3	0	10	0	0	0	10	3.3
Jalen Johnson	12	7	0	0	0	0	7	0.6
Darius Stone	1	6	0	0	0	0	6	6.0
Cannon Turner	2	5	0	0	0	0	5	2.5
Jamari Bellamy	13	0	0	0	0	1	1	0.1
Team	13	-32	0	0	0	0	-32	-2.5
<b>Total</b>	<b>13</b>	<b>3660</b>	<b>1105</b>	<b>23</b>	<b>92</b>	<b>162</b>	<b>5042</b>	<b>387.8</b>
<b>Opponents</b>	<b>13</b>	<b>1190</b>	<b>2420</b>	<b>19</b>	<b>470</b>	<b>60</b>	<b>4159</b>	<b>319.9</b>





**2023-24 Air Force Football  
Overall Defense Statistics  
All games**

Page 1/2  
as of Dec 24, 2023

**Team Defense**

			Tackles				Sacks	Pass defense			Fumbles		blkd	
##	Player	gp	ua	a	tot	tfl/yds	no-yds	int-yds	brup	qbh	fr-yds	ff	kick	saf
40	Alec Mock	13	53	40	93	5-25	2-14	1-18	1	2	.	2	.	.
44	Johnathan Youngblood	13	42	43	85	3.5-5	.	3-31	1	3	.	.	.	.
7	Trey Taylor	13	40	34	74	5-18	0.5-3	3-97	4	.	.	.	1	.
16	Jayden Goodwin	13	31	42	73	2-6	1-5	1-0	5	.	.	.	.	.
8	Bo Richter	13	34	11	45	19.5-116	10-95	.	1	8	2-8	3	.	.
10	Jalen Mergerson	13	22	19	41	1-3	.	1-15	2	.	.	.	.	.
3	Jamari Bellamy	13	23	12	35	2-3	.	1-1	5	.	1-0	.	.	.
13	PJ RAMSEY	13	21	14	35	11.5-54	7.5-37	.	2	5	.	.	.	.
0	Trey Williams	13	23	12	35	0.5-4	0.5-4	.	4	1	1-0	.	.	.
96	Payton Zdroik	10	16	16	32	6.5-30	4.5-25	.	.	2	.	.	.	.
22	Jerome Gaillard, Jr.	8	17	8	25	2-2	.	.	1	.	.	.	.	.
48	Jayden Thiergood	9	5	13	18	1-4	0.5-3	.	.	1	.	.	.	.
62	James Tomasi	13	7	6	13	2-9	1-7	.	.	.	.	.	.	.
55	Kupono Blake	13	3	9	12	1.5-5	0.5-3	.	.	1	.	.	.	.
46	Zach Juckel	13	6	5	11	.	.	.	1	.	.	.	.	.
87	Caden Blum	9	6	4	10	1.5-6	1.5-6	.	.	1	.	.	.	.
9	Levi Brown	13	5	4	9	.	.	.	.	.	.	.	.	.
19	CJ Boyd	6	5	4	9	1-4	.	.	2	.	.	.	.	.
12	Patrick Dahlen	13	7	1	8	.	.	.	.	.	.	.	.	.
20	Jake Smith	13	3	3	6	.	.	.	.	.	.	.	.	.
5	Corey Collins	11	5	1	6	.	.	.	.	.	.	.	.	.
15	Jake Martin	9	2	3	5	.	.	.	.	.	.	.	.	.
99	Aiden Swartz	10	4	.	4	.	.	.	.	1	.	.	.	.
14	K.C. Beard	13	1	3	4	.	.	.	.	.	.	.	.	.
95	Daniel Grobe	5	3	1	4	0.5-3	0.5-3	.	.	.	.	.	.	.
11	Camby Goff	1	2	1	3	.	.	.	.	.	.	.	.	.
32	Osaro Aihie	8	2	1	3	.	.	.	.	.	.	.	.	.
17	Zion Kelly	13	2	1	3	.	.	.	.	.	.	.	.	.
35	Jack Curtis	3	2	1	3	1-1	.	.	.	.	.	.	.	.
30	Tyme Collins	10	2	.	2	.	.	.	.	.	.	.	.	.
41	Jackson Adams	1	2	.	2	1-3	.	.	.	.	.	.	.	.
49	Kurt Chesney	13	1	1	2	.	.	.	.	.	.	.	.	.
18	Elijah Sanders	7	.	2	2	.	.	.	.	1	.	.	.	.
54	Are'an Burr	1	.	1	1	.	.	.	.	.	.	.	.	.
27	Julian Williams	3	1	.	1	.	.	.	.	.	.	.	.	.
28	Terrance Cullivan	2	.	1	1	.	.	.	.	.	.	.	.	.
33	Jet Harris	13	1	.	1	.	.	.	.	.	.	.	.	.
93	Andrew BoisD'Enghien	1	1	.	1	.	.	.	.	.	.	.	.	.
21	Cade Harris	13	1	.	1	.	.	.	.	.	.	.	.	.
2	Brandon Engel	11	1	.	1	.	.	.	.	.	.	.	.	.
47	Luke Meyer	4	.	1	1	.	.	.	.	.	.	.	.	.



2023-24 Air Force Football  
Overall Defense Statistics  
All games

Page 2/2  
as of Dec 24, 2023

			Tackles				Sacks	Pass defense			Fumbles		blkd	
##	Player	gp	ua	a	tot	tfl/yds	no-yds	int-yds	brup	qbh	fr-yds	ff	kick	saf
	Totals	13	402	318	720	68-301	30-205	10-162	29	26	4-8	5	1	0
	Opponents	13	445	530	975	47-188	11-52	6-60	8	7	11-32	13	1	0



**2023-24 Air Force Football**  
**Individual Game Highs**  
**All games**

Page 1/1  
as of Dec 24, 2023

**Air Force - Individual Game Highs**

<b>RUSHES</b>	35	Emmanuel Michel vs James Madison (N) (12/23/2023)
<b>YARDS RUSHING</b>	203	Emmanuel Michel vs James Madison (N) (12/23/2023)
<b>TD RUSHES</b>	3 3	Emmanuel Michel at San Jose St. (09/22/2023) Emmanuel Michel vs Utah St. (09/15/2023)
<b>LONG RUSH</b>	68	Dylan Carson at Boise St. (11/24/2023)
<b>PASS ATTEMPTS</b>	22	Zac Larrier vs Army West Point (N) (11/04/2023)
<b>PASS COMPLETIONS</b>	9	Zac Larrier vs Army West Point (N) (11/04/2023)
<b>YARDS PASSING</b>	189	Zac Larrier vs San Diego St. (09/30/2023)
<b>TD PASSES</b>	2	Zac Larrier vs San Diego St. (09/30/2023)
<b>LONG PASS</b>	94	Zac Larrier at Navy (10/21/2023)
<b>RECEPTIONS</b>	4	Brandon Engel at Boise St. (11/24/2023)
<b>YARDS RECEIVING</b>	95	Jared Roznos vs Robert Morris (09/02/2023)
<b>TD RECEPTIONS</b>	1 1 1 1 1 1 1	Jared Roznos vs James Madison (N) (12/23/2023) Dane Kinamon at Colorado St. (10/28/2023) Dane Kinamon at Navy (10/21/2023) John Lee Eldridge III vs Wyoming (10/14/2023) Jared Roznos vs San Diego St. (09/30/2023) Cade Harris vs San Diego St. (09/30/2023) Jared Roznos vs Robert Morris (09/02/2023)
<b>LONG RECEPTION</b>	94	Dane Kinamon at Navy (10/21/2023)
<b>PUNTS</b>	8	Carson Bay vs UNLV (11/18/2023)
<b>PUNTING AVG</b>	47.3	Luke Freer vs James Madison (N) (12/23/2023)
<b>LONG PUNT</b>	53	Luke Freer vs James Madison (N) (12/23/2023)
<b>PUNTS INSIDE 20</b>	5	Carson Bay at Navy (10/21/2023)
<b>LONG PUNT RETURN</b>	9	Dane Kinamon vs Army West Point (N) (11/04/2023)
<b>LONG KICKOFF RETURN</b>	21	John Lee Eldridge III at Hawaii (11/11/2023)
<b>TACKLES</b>	13 13	Jalen Mergerson at Colorado St. (10/28/2023) Johnathan Youngblood at Navy (10/21/2023)
<b>SACKS</b>	3	Bo Richter vs James Madison (N) (12/23/2023)
<b>TACKLES FOR LOSS</b>	4.5	Bo Richter vs James Madison (N) (12/23/2023)





**2023-24 Air Force Football  
Team Game Highs  
All games**

Page 1/1  
as of Dec 24, 2023

**Air Force - Game Highs**

<b>RUSHES</b>	73	at San Jose St. (09/22/2023)
<b>YARDS RUSHING</b>	400	at San Jose St. (09/22/2023)
<b>YARDS PER RUSH</b>	6.7	Wyoming (10/14/2023)
<b>TD RUSHES</b>	6	at San Jose St. (09/22/2023)
<b>PASS ATTEMPTS</b>	24	vs Army West Point (N) (11/04/2023)
<b>PASS COMPLETIONS</b>	10	vs Army West Point (N) (11/04/2023)
<b>YARDS PASSING</b>	189	San Diego St. (09/30/2023)
<b>YARDS PER PASS</b>	31.7	Robert Morris (09/02/2023)
<b>TD PASSES</b>	2	San Diego St. (09/30/2023)
<b>TOTAL PLAYS</b>	75	at San Jose St. (09/22/2023)
<b>TOTAL OFFENSE</b>	476	San Diego St. (09/30/2023)
<b>YARDS PER PLAY</b>	8.1	San Diego St. (09/30/2023)
<b>POINTS</b>	49	San Diego St. (09/30/2023)
<b>SACKS BY</b>	5	Utah St. (09/15/2023)
<b>FIRST DOWNS</b>	25	at San Jose St. (09/22/2023)
<b>PENALTIES</b>	6 6	vs Army West Point (N) (11/04/2023) Utah St. (09/15/2023)
<b>PENALTY YARDS</b>	60	Utah St. (09/15/2023)
<b>TURNOVERS</b>	6	vs Army West Point (N) (11/04/2023)
<b>PUNTS</b>	8	UNLV (11/18/2023)
<b>PUNTING AVG</b>	47.3	vs James Madison (N) (12/23/2023)
<b>LONG PUNT</b>	53	vs James Madison (N) (12/23/2023)
<b>PUNTS INSIDE 20</b>	5	at Navy (10/21/2023)
<b>LONG PUNT RETURN</b>	9	vs Army West Point (N) (11/04/2023)



**2023-24 Air Force Football**  
**Opponent Individual Match Highs**  
**All games**

Page 1/1  
as of Dec 24, 2023

**Opponent - Individual Game Highs**

<b>RUSHES</b>	36	Bryson Daily vs Army West Point (N) (11/04/2023)
<b>YARDS RUSHING</b>	170	Bryson Daily vs Army West Point (N) (11/04/2023)
<b>TD RUSHES</b>	2 2	Bryson Daily vs Army West Point (N) (11/04/2023) Kairee Robinson at San Jose St. (09/22/2023)
<b>LONG RUSH</b>	62	Bryson Daily vs Army West Point (N) (11/04/2023)
<b>PASS ATTEMPTS</b>	45	Brayden Fowler-Nicolosi at Colorado St. (10/28/2023)
<b>PASS COMPLETIONS</b>	28	Brayden Fowler-Nicolosi at Colorado St. (10/28/2023)
<b>YARDS PASSING</b>	339	Jayden Maiava vs UNLV (11/18/2023)
<b>TD PASSES</b>	3 3 3	Jordan McCloud vs James Madison (N) (12/23/2023) Andrew Peasley vs Wyoming (10/14/2023) McCae Hillstead vs Utah St. (09/15/2023)
<b>LONG PASS</b>	84	Jayden Maiava vs UNLV (11/18/2023)
<b>RECEPTIONS</b>	12	Pofele Ashlock at Hawaii (11/11/2023)
<b>YARDS RECEIVING</b>	169	Ricky White vs UNLV (11/18/2023)
<b>TD RECEPTIONS</b>	2 2	Phoenix Sproles vs James Madison (N) (12/23/2023) Pofele Ashlock at Hawaii (11/11/2023)
<b>LONG RECEPTION</b>	84	Kaleo Ballungay vs UNLV (11/18/2023)
<b>FIELD GOALS</b>	3	Quinn Maretzki vs Army West Point (N) (11/04/2023)
<b>LONG FIELD GOALS</b>	61	Jack Browning vs San Diego St. (09/30/2023)
<b>PUNTS</b>	10	Riley Riethman at Navy (10/21/2023)
<b>PUNTING AVG</b>	53.7	James Ferguson-Reynolds at Boise St. (11/24/2023)
<b>LONG PUNT</b>	70	James Ferguson-Reynolds at Boise St. (11/24/2023)
<b>PUNTS INSIDE 20</b>	3 3	Marshall Nichols vs UNLV (11/18/2023) George Souders III vs Robert Morris (09/02/2023)
<b>LONG PUNT RETURN</b>	11	Micah Davis vs Utah St. (09/15/2023)
<b>LONG KICKOFF RETURN</b>	44	Robert Carter vs Robert Morris (09/02/2023)
<b>TACKLES</b>	17 17	Aiden Fisher vs James Madison (N) (12/23/2023) Marsel McDuffie vs UNLV (11/18/2023)
<b>SACKS</b>	1 1 1 1 1 1 1 1 1 1 1 1 1	Andrew Simpson at Boise St. (11/24/2023) Braxton Fely at Boise St. (11/24/2023) Ahmed Hassanein at Boise St. (11/24/2023) Jackson Woodard vs UNLV (11/18/2023) Quindrelin Hammonds vs Army West Point (N) (11/04/2023) Leo Lowin vs Army West Point (N) (11/04/2023) Colin Ramos at Navy (10/21/2023) Cole Joyce vs Utah St. (09/15/2023) Kavian Gaither vs Sam Houston (N) (09/09/2023) Chris Scott vs Sam Houston (N) (09/09/2023)
<b>TACKLES FOR LOSS</b>	3	Andrew Simpson at Boise St. (11/24/2023)
<b>INTERCEPTIONS</b>	2	Bo Nicolas-Paul vs Army West Point (N) (11/04/2023)



**2023-24 Air Force Football**  
**Opponent Match Highs**  
**All games**

Page 1/1  
as of Dec 24, 2023

**Opponent - Game Highs**

<b>RUSHES</b>	51	vs Army West Point (N) (11/04/2023)
<b>YARDS RUSHING</b>	213	vs Army West Point (N) (11/04/2023)
<b>YARDS PER RUSH</b>	6.8	at San Jose St. (09/22/2023)
<b>TD RUSHES</b>	3	at San Jose St. (09/22/2023)
<b>PASS ATTEMPTS</b>	45	at Colorado St. (10/28/2023)
<b>PASS COMPLETIONS</b>	28	at Colorado St. (10/28/2023)
<b>YARDS PASSING</b>	351	UNLV (11/18/2023)
<b>YARDS PER PASS</b>	13.4	at Boise St. (11/24/2023)
<b>TD PASSES</b>	3 3 3	vs James Madison (N) (12/23/2023) Wyoming (10/14/2023) Utah St. (09/15/2023)
<b>TOTAL PLAYS</b>	64 64	at Colorado St. (10/28/2023) at Navy (10/21/2023)
<b>TOTAL OFFENSE</b>	465	UNLV (11/18/2023)
<b>YARDS PER PLAY</b>	7.4	at Boise St. (11/24/2023)
<b>POINTS</b>	31	UNLV (11/18/2023)
<b>SACKS BY</b>	3	at Boise St. (11/24/2023)
<b>FIRST DOWNS</b>	20	Utah St. (09/15/2023)
<b>PENALTIES</b>	11	vs Army West Point (N) (11/04/2023)
<b>PENALTY YARDS</b>	120	UNLV (11/18/2023)
<b>TURNOVERS</b>	2 2 2 2 2	at Boise St. (11/24/2023) UNLV (11/18/2023) at Navy (10/21/2023) Utah St. (09/15/2023) Robert Morris (09/02/2023)
<b>PUNTS</b>	10	at Navy (10/21/2023)
<b>PUNTING AVG</b>	53.7	at Boise St. (11/24/2023)
<b>LONG PUNT</b>	70	at Boise St. (11/24/2023)
<b>PUNTS INSIDE 20</b>	3 3	UNLV (11/18/2023) Robert Morris (09/02/2023)
<b>LONG PUNT RETURN</b>	11	Utah St. (09/15/2023)



# 2023-24 Air Force Football Team Game-by-Game All games

Page 1/2  
as of Dec 24, 2023

Date	Opponent	Rushing				Receiving				Passing				Kick Returns				Punt Returns				tot	
		no.	yds	td	lg	no.	yds	td	lg	cmp	att	int	yds	td	lg	no.	yds	td	lg	no.	yds	td	lg
09/02/2023	Robert Morris	56	374	5	65	2	95	1	84	2-3-0	95	1	84	1	16	0	16	2	-1	0	2		469
09/09/2023	vs Sam Houston	59	244	1	22	1	14	0	14	1-3-0	14	0	14	1	19	0	19	0	0	0	0		258
09/15/2023	Utah St.	64	344	5	24	3	84	0	49	3-4-0	84	0	49	0	0	0	0	0	0	0	0		428
09/22/2023	at San Jose St.	73	400	6	34	2	28	0	22	2-2-0	28	0	22	0	0	0	0	0	0	0	0		428
09/30/2023	San Diego St.	52	287	4	41	6	189	2	54	6-7-0	189	2	54	0	0	0	0	0	0	0	0		476
10/14/2023	Wyoming	53	356	3	58	6	58	1	19	6-9-0	58	1	19	0	0	0	0	0	0	0	0		414
10/21/2023	at Navy	48	137	0	22	4	151	1	94	4-5-0	151	1	94	0	0	0	0	1	1	0	1		288
10/28/2023	at Colorado St.	57	261	3	53	4	32	1	14	4-7-0	32	1	14	0	0	0	0	0	0	0	0		293
11/04/2023	vs Army West Point	40	155	0	15	10	104	0	27	10-24-2	104	0	27	0	0	0	0	4	21	0	9		259
11/11/2023	at Hawaii	47	201	1	37	3	114	0	65	3-9-3	114	0	65	2	39	0	21	0	0	0	0		315
11/18/2023	UNLV	64	344	3	55	3	60	0	35	3-9-0	60	0	35	0	0	0	0	0	0	0	0		404
11/24/2023	at Boise St.	45	206	2	68	8	131	0	38	8-18-1	131	0	38	1	18	0	18	1	2	0	2		337
12/23/2023	vs James Madison	63	351	3	54	3	45	1	42	3-5-0	45	1	42	0	0	0	0	0	0	0	0		396
Air Force		721	3660	36	68	55	1105	7	94	55-105-6	1105	7	94	5	92	0	21	8	23	0	9		4765
Opponents		388	1181	11	62	216	2429	18	84	216-350-10	2429	18	84	28	470	0	44	8	19	0	11		3610

## Air Force Averages

Games	Avg/ rush	Avg/ catch	Pass effic	KR avg	PR avg	All purpose avg/game	Total offense avg/game
13	5.1	20.1	151.4	18.4	2.9	387.8	366.5

Date	Opponent	Tackles				Sacks no-yds	Fumble		Pass Defense			blkd kick	PAT attempts			off		
		ua	a total	tfl-yds	ff		fr-yds	int-yds	qbh	brup	kick		rush	rcv	saf	t/o	pts	
09/02/2023	Robert Morris	31	22	53	7.0-28	2-14	1	2-0	0-0	2	0	0	6-6	0	0	0	7	42
09/09/2023	vs Sam Houston	34	12	46	6.0-44	4-38	0	0-0	0-0	1	1	0	1-1	0	0	0	0	13
09/15/2023	Utah St.	33	20	53	9.0-40	5-29	1	1-0	1-8	1	7	0	4-4	1	0	0	14	39
09/22/2023	at San Jose St.	26	26	52	2.0-2	0-0	1	0-0	1-51	2	2	0	6-6	0	0	0	7	45
09/30/2023	San Diego St.	31	20	51	4.0-12	1-7	0	0-0	1-30	3	2	0	7-7	0	0	0	7	49
10/14/2023	Wyoming	32	16	48	7.0-31	3-14	0	0-0	0-0	2	3	1	4-4	0	0	0	0	34
10/21/2023	at Navy	33	36	69	9.0-30	4-20	0	0-0	2-19	3	1	0	2-2	0	0	0	7	17
10/28/2023	at Colorado St.	27	42	69	2.0-19	2-19	1	1-8	0-0	4	5	0	3-4	0	0	0	0	30
11/04/2023	vs Army West Point	32	42	74	3.0-5	0-0	0	0-0	0-0	1	1	0	0-0	0	0	0	0	3
11/11/2023	at Hawaii	33	20	53	2.0-9	1-5	0	0-0	0-0	0	1	0	1-1	0	0	0	0	13
11/18/2023	UNLV	24	30	54	4.0-24	3-20	0	0-0	2-39	0	4	0	3-3	0	0	0	7	27
11/24/2023	at Boise St.	33	22	55	4.0-14	1-4	0	0-0	2-15	0	0	0	1-1	0	0	0	7	19
12/23/2023	vs James Madison	33	10	43	9.0-43	4-35	1	0-0	1-0	7	2	0	4-4	0	0	0	7	31
Air Force		402	318	720	68.0-301	30-205	5	4-8	10-162	26	29	1	42-43	1	0	0	63	362
Opponents		445	530	975	47.0-188	11-52	13	11-32	6-60	7	8	1	26-29	0	0	0	29	236

Date	Opponent	Punting										Field Goals			Kickoffs			
		no.	yds	avg	long	blkd	tb	fc	50+	i20	md-att	long	blkd	no.	yds	avg	tb	ob
09/02/2023	Robert Morris	0	0	0.0	0	0	0	0	0	0	0-0	0	0	7	450	64.3	4	0
09/09/2023	vs Sam Houston	4	175	43.8	52	0	0	3	1	2	2-2	42	0	4	237	59.3	1	0
09/15/2023	Utah St.	3	121	40.3	41	0	0	2	0	0	1-1	49	0	6	390	65.0	4	0
09/22/2023	at San Jose St.	1	35	35.0	35	0	0	0	0	0	1-1	30	0	8	453	56.6	2	0
09/30/2023	San Diego St.	1	45	45.0	45	0	1	0	0	0	0-0	0	0	8	518	64.8	6	0
10/14/2023	Wyoming	1	43	43.0	43	0	0	1	0	0	2-2	43	0	6	385	64.2	5	0
10/21/2023	at Navy	7	237	33.9	48	0	0	3	0	5	1-3	40	1	4	237	59.3	0	0
10/28/2023	at Colorado St.	4	176	44.0	48	0	0	1	0	2	1-1	29	0	6	366	61.0	1	0
11/04/2023	vs Army West Point	2	73	36.5	37	0	0	0	0	0	1-2	30	0	2	129	64.5	1	0
11/11/2023	at Hawaii	1	31	31.0	31	0	0	1	0	0	2-3	25	0	4	250	62.5	3	0
11/18/2023	UNLV	8	344	43.0	50	0	1	4	1	0	2-2	42	0	5	322	64.4	4	0
11/24/2023	at Boise St.	5	203	40.6	47	0	0	3	0	1	2-2	50	0	4	240	60.0	0	0
12/23/2023	vs James Madison	3	142	47.3	53	0	0	1	1	1	1-1	26	0	6	363	60.5	1	0





2023-24 Air Force Football  
Team Game-by-Game  
All games

Page 2/2  
as of Dec 24, 2023

Date	Opponent	Punting										Field Goals			Kickoffs				
		no.	yds	avg	long	blkd	tb	fc	50+	i20		md-att	long	blkd	no.	yds	avg	tb	ob
	Air Force	40	1625	40.6	53	0	2	19	3	11		16-20	50	1	70	4340	62.0	32	0
	Opponents	64	2737	42.8	70	0	5	31	10	18		10-13	61	0	48	3016	62.8	22	0



# 2023-24 Air Force Football Opponents Game-by-Game All games

Page 1/2  
as of Dec 24, 2023

Date	Opponent	Rushing				Receiving				Passing				Kick Returns				Punt Returns				tot
		no.	yds	td	lg	no.	yds	td	lg	cmp-att-int	yds	td	lg	no.	yds	td	lg	no.	yds	td	lg	off
09/02/2023	Robert Morris	26	43	0	18	18	113	1	30	18-24-0	113	1	30	3	91	0	44	0	0	0	0	156
09/09/2023	vs Sam Houston	30	36	0	9	8	44	0	13	8-14-0	44	0	13	3	33	0	20	0	0	0	0	80
09/15/2023	Utah St.	26	54	0	18	20	248	3	31	20-35-1	248	3	31	2	39	0	21	1	11	0	11	302
09/22/2023	at San Jose St.	17	115	3	33	24	239	0	33	24-35-1	239	0	33	5	81	0	20	1	1	0	1	354
09/30/2023	San Diego St.	30	105	0	22	13	122	1	21	13-25-1	122	1	21	2	26	0	14	0	0	0	0	227
10/14/2023	Wyoming	35	109	1	17	15	212	3	27	15-25-0	212	3	27	1	18	0	18	0	0	0	0	321
10/21/2023	at Navy	35	22	0	8	15	102	1	13	15-29-2	102	1	13	4	50	0	17	2	3	0	2	124
10/28/2023	at Colorado St.	19	42	0	10	28	297	1	61	28-45-0	297	1	61	2	23	0	15	1	3	0	3	339
11/04/2023	vs Army West Point	51	213	2	62	4	40	0	23	4-9-0	40	0	23	0	0	0	0	1	4	0	4	253
11/11/2023	at Hawaii	29	121	1	40	22	176	2	28	22-29-0	176	2	28	0	0	0	0	0	0	0	0	297
11/18/2023	UNLV	33	114	2	34	16	351	2	84	16-30-2	351	2	84	1	12	0	12	2	-3	0	3	465
11/24/2023	at Boise St.	38	181	2	50	13	228	1	75	13-17-2	228	1	75	0	0	0	0	0	0	0	0	409
12/23/2023	vs James Madison	18	35	0	15	20	248	3	27	20-33-1	248	3	27	5	97	0	22	0	0	0	0	283
Opponents		387	1190	11	62	216	2420	18	84	216-350-10	2420	18	84	28	470	0	44	8	19	0	11	3610
Air Force		721	3660	36	68	55	1105	7	94	55-105-6	1105	7	94	5	92	0	21	8	23	0	9	4765

## Opponents Averages

Games	Avg/ rush	Avg/ catch	Pass effic	KR avg	PR avg	All purpose avg/game	Total offense avg/game
13	3.1	11.2	131.1	16.8	2.4	319.9	277.7

Date	Opponent	Tackles			Sacks no-yds	Fumble		Pass Defense			blkd kick	PAT attempts			off		
		ua	a total	tfl-yds		ff	fr-yds	int-yds	qbh	brup		kick	rush	rcv	saf	t/o	pts
09/02/2023	Robert Morris	29	42	71	3.0-10	0-0	0	1-0	0-0	0	0	0	1-1	0	0	0	7
09/09/2023	vs Sam Houston	48	14	62	4.0-16	2-11	2	1-0	0-0	0	0	0	0-0	0	0	0	3
09/15/2023	Utah St.	40	44	84	1.0-7	1-7	0	0-0	0-0	0	0	0	3-3	0	0	0	21
09/22/2023	at San Jose St.	37	62	99	3.0-4	0-0	0	0-0	0-0	0	0	0	2-3	0	0	0	20
09/30/2023	San Diego St.	24	50	74	3.0-8	0-0	0	0-0	0-0	0	0	0	1-1	0	0	0	10
10/14/2023	Wyoming	37	30	67	1.0-2	0-0	1	2-0	0-0	1	1	0	3-4	0	0	0	27
10/21/2023	at Navy	22	54	76	3.0-5	1-0	1	1-0	0-0	1	0	1	0-0	0	0	0	6
10/28/2023	at Colorado St.	18	74	92	5.0-10	1-1	0	0-0	0-0	1	2	0	1-1	0	0	0	13
11/04/2023	vs Army West Point	33	34	67	6.0-32	2-15	4	4-0	2-25	0	2	0	2-2	0	0	0	23
11/11/2023	at Hawaii	31	30	61	3.0-21	0-0	2	1-32	3-20	0	1	0	3-4	0	0	0	27
11/18/2023	UNLV	46	32	78	5.0-40	1-7	1	1-0	0-0	0	1	0	4-4	0	0	0	31
11/24/2023	at Boise St.	35	34	69	5.0-18	3-11	2	0-0	1-15	3	1	0	3-3	0	0	0	27
12/23/2023	vs James Madison	45	30	75	5.0-15	0-0	0	0-0	0-0	1	0	0	3-3	0	0	0	21
<b>Opponents</b>		<b>445</b>	<b>530</b>	<b>975</b>	<b>47.0-188</b>	<b>11-52</b>	<b>13</b>	<b>11-32</b>	<b>6-60</b>	<b>7</b>	<b>8</b>	<b>1</b>	<b>26-29</b>	<b>0</b>	<b>0</b>	<b>0</b>	<b>236</b>
<b>Air Force</b>		<b>401</b>	<b>318</b>	<b>719</b>	<b>67.0-292</b>	<b>29-196</b>	<b>5</b>	<b>4-8</b>	<b>10-162</b>	<b>26</b>	<b>29</b>	<b>1</b>	<b>42-43</b>	<b>1</b>	<b>0</b>	<b>0</b>	<b>362</b>

Date	Opponent	Punting										Field Goals			Kickoffs			
		no.	yds	avg	long	blkd	tb	fc	50+	i20	md-att	long	blkd	no.	yds	avg	tb	ob
09/02/2023	Robert Morris	6	266	44.3	51	0	1	2	1	3	0-0	0	0	2	121	60.5	1	0
09/09/2023	vs Sam Houston	8	345	43.1	53	0	0	7	1	1	1-1	45	0	2	116	58.0	0	0
09/15/2023	Utah St.	3	125	41.7	47	0	0	2	0	1	0-0	0	0	3	172	57.3	2	0
09/22/2023	at San Jose St.	2	68	34.0	38	0	0	1	0	0	0-0	0	0	4	251	62.8	1	0
09/30/2023	San Diego St.	5	232	46.4	54	0	0	2	1	2	1-1	61	0	2	130	65.0	2	0
10/14/2023	Wyoming	2	97	48.5	65	0	1	0	1	0	0-2	0	0	5	317	63.4	2	0
10/21/2023	at Navy	10	431	43.1	68	0	1	4	1	2	0-0	0	0	1	64	64.0	0	0
10/28/2023	at Colorado St.	3	148	49.3	53	0	1	0	1	1	2-2	49	0	4	258	64.5	1	0
11/04/2023	vs Army West Point	6	234	39.0	52	0	0	2	1	1	3-3	45	0	5	325	65.0	5	0
11/11/2023	at Hawaii	4	99	24.8	32	0	0	2	0	1	0-1	0	0	5	315	63.0	1	0
11/18/2023	UNLV	7	332	47.4	55	0	0	5	2	3	1-1	39	0	6	384	64.0	4	0
11/24/2023	at Boise St.	3	161	53.7	70	0	1	0	1	2	2-2	52	0	6	370	61.7	1	0
12/23/2023	vs James Madison	5	199	39.8	47	0	0	4	0	1	0-0	0	0	3	193	64.3	2	0



2023-24 Air Force Football  
Opponents Game-by-Game  
All games

Page 2/2  
as of Dec 24, 2023

		Punting										Field Goals			Kickoffs				
Date	Opponent	no.	yds	avg	long	blkd	tb	fc	50+	i20	md-att	long	blkd	no.	yds	avg	tb	ob	
Opponents		64	2737	42.8	70	0	5	31	10	18	10-13	61	0	48	3016	62.8	22	0	
Air Force		40	1625	40.6	53	0	2	19	3	11	16-20	50	1	70	4340	62.0	32	0	



# 2023-24 Air Force Football Games Played All games

Page 1/3  
as of Dec 24, 2023

##	Player	GP-GS	RM	SHSU	USU	SJSU	SDSU	UW	Navy	CSU	ARM	Hawaii	UNLV	Boise	JMU
0	Trey Williams	13/5	XXX	XXX	XXX	XXX	XXX	XXX	XXX	XXX	START	START	START	START	START
2	Brandon Engel	11/5	...	XXX	XXX	...	XXX	START	START	XXX	XXX	START	START	START	XXX
3	Jamari Bellamy	13/13	START	START	START	START	START	START	START	START	START	START	START	START	START
4	Emmanuel Michel	11/7	XXX	XXX	XXX	START	START	START	START	START	START	...	...	XXX	START
5	Corey Collins	11/0	...	XXX	XXX	XXX	XXX	XXX	XXX	...	XXX	XXX	XXX	XXX	XXX
5	Jensen Jones	10/1	XXX	...	XXX	XXX	XXX	XXX	XXX	...	XXX	XXX	START	...	XXX
6	Matthew Malloy	1/0	...	...	...	...	...	...	...	...	XXX	...	...	...	...
6	Cameron Breier	2/0	XXX	...	...	...	XXX	...	...	...	...	...	...	...	...
7	Trey Taylor	13/13	START	START	START	START	START	START	START	START	START	START	START	START	START
8	Bo Richter	13/12	START	START	START	START	START	START	START	START	START	START	START	XXX	START
8	Kade Frew	3/0	XXX	...	...	XXX	XXX	...	...	...	...	...	...	...	...
9	Zac Larrier	11/11	START	START	START	START	START	START	START	START	START	START	...	...	START
9	Levi Brown	13/0	XXX	XXX	XXX	XXX	XXX	XXX	XXX	XXX	XXX	XXX	XXX	XXX	XXX
10	Jalen Mergerson	13/5	XXX	XXX	START	XXX	XXX	XXX	XXX	START	XXX	START	START	START	XXX
10	Jalen Johnson	12/0	XXX	XXX	XXX	...	XXX	XXX	XXX	XXX	XXX	XXX	XXX	XXX	XXX
11	Camby Goff	1/1	START	...	...	...	...	...	...	...	...	...	...	...	...
11	Wyatt Wilson	11/1	XXX	XXX	XXX	XXX	XXX	XXX	...	...	XXX	XXX	XXX	XXX	START
12	Patrick Dahlen	13/0	XXX	XXX	XXX	XXX	XXX	XXX	XXX	XXX	XXX	XXX	XXX	XXX	XXX
12	John Busha	4/0	XXX	...	...	...	XXX	...	...	...	...	...	XXX	XXX	...
13	PJ RAMSEY	13/13	START	START	START	START	START	START	START	START	START	START	START	START	START
13	Jared Roznos	10/7	START	START	XXX	START	START	XXX	START	START	START	...	...	...	XXX
14	K.C. Beard	13/0	XXX	XXX	XXX	XXX	XXX	XXX	XXX	XXX	XXX	XXX	XXX	XXX	XXX
15	Ben Brittain	4/1	XXX	...	...	...	XXX	...	...	...	...	XXX	...	START	...
15	Jake Martin	9/0	XXX	XXX	XXX	XXX	XXX	XXX	XXX	XXX	...	...	...	...	XXX
16	Jayden Goodwin	13/12	START	START	XXX	START	START	START	START	START	START	START	START	START	START
16	Dylan Evans	1/0	XXX	...	...	...	...	...	...	...	...	...	...	...	...
17	Zion Kelly	13/0	XXX	XXX	XXX	XXX	XXX	XXX	XXX	XXX	XXX	XXX	XXX	XXX	XXX
17	Cannon Turner	2/0	XXX	...	...	...	XXX	...	...	...	...	...	...	...	...
18	Elijah Sanders	7/0	XXX	XXX	...	XXX	XXX	XXX	...	...	XXX	...	XXX	...	...
18	Kendin Alexander	3/0	XXX	...	...	...	XXX	...	...	...	...	...	...	XXX	...
19	CJ Boyd	6/5	XXX	START	START	START	START	START	...	...	...	...	...	...	...
20	Jake Smith	13/1	XXX	XXX	XXX	XXX	XXX	XXX	XXX	XXX	XXX	XXX	XXX	XXX	START
20	Dylan Carson	9/1	XXX	XXX	XXX	XXX	XXX	...	...	...	...	XXX	XXX	START	XXX
21	Cade Harris	13/8	START	START	START	XXX	START	START	XXX	XXX	XXX	START	START	START	XXX
21	Aidan Plate	2/0	XXX	...	...	...	XXX	...	...	...	...	...	...	...	...
22	Jerome Gaillard, Jr.	8/8	START	START	START	START	START	START	START	START	...	...	...	...	...
23	Dane Kinamon	8/5	...	XXX	START	START	...	XXX	XXX	START	START	...	...	...	START
24	John Lee Eldridge III	13/12	START	START	XXX	START	START	START	START	START	START	START	START	START	START
24	Robert Mbroh	1/0	...	...	...	XXX	...	...	...	...	...	...	...	...	...
25	Taylor Latham	1/0	XXX	...	...	...	...	...	...	...	...	...	...	...	...
26	Owen Burk	12/5	START	START	START	...	XXX	XXX	XXX	XXX	XXX	START	START	XXX	XXX
26	Christian Hughes	0/0	...	...	...	...	...	...	...	...	...	...	...	...	...
27	Julian Williams	3/0	XXX	...	...	XXX	XXX	...	...	...	...	...	...	...	...
27	Kaden Cloud	1/0	XXX	...	...	...	...	...	...	...	...	...	...	...	...
28	Aiden Calvert	13/0	XXX	XXX	XXX	XXX	XXX	XXX	XXX	XXX	XXX	XXX	XXX	XXX	XXX
28	Terrance Cullivan	2/0	XXX	...	...	...	...	...	XXX	...	...	...	...	...	...
29	Evan Rau	2/0	XXX	...	...	...	XXX	...	...	...	...	...	...	...	...
30	Kale Gibbs	1/0	XXX	...	...	...	...	...	...	...	...	...	...	...	...
30	Tyme Collins	10/0	XXX	XXX	XXX	...	XXX	XXX	XXX	XXX	XXX	XXX	XXX	...	...
31	Lincoln Tuioti-Mariner	6/0	...	...	...	...	...	...	...	XXX	XXX	XXX	XXX	XXX	XXX
32	Osaro Aihie	8/0	XXX	...	XXX	XXX	XXX	...	XXX	XXX	XXX	XXX	...	...	...
32	Jordan Scarbrough	1/0	XXX	...	...	...	...	...	...	...	...	...	...	...	...
33	Jet Harris	13/0	XXX	XXX	XXX	XXX	XXX	XXX	XXX	XXX	XXX	XXX	XXX	XXX	XXX
34	Darius Stone	1/0	XXX	...	...	...	...	...	...	...	...	...	...	...	...
35	Jack Curtis	3/0	XXX	...	...	...	XXX	...	...	...	...	...	...	XXX	...
38	Ty Hubert	0/0	...	...	...	...	...	...	...	...	...	...	...	...	...
40	Alec Mock	13/13	START	START	START	START	START	START	START	START	START	START	START	START	START
41	J. Frank Melgarejo III	2/0	XXX	...	...	...	XXX	...	...	...	...	...	...	...	...
41	Jackson Adams	1/0	XXX	...	...	...	...	...	...	...	...	...	...	...	...
42	Jakobi McGowan	0/0	...	...	...	...	...	...	...	...	...	...	...	...	...





# 2023-24 Air Force Football Games Played All games

Page 2/3  
as of Dec 24, 2023

##	Player	GP-GS	RM	SHSU	USU	SJSU	SDSU	UW	Navy	CSU	ARM	Hawaii	UNLV	Boise	JMU
43	Matthew Dapore	12/0	XXX	XXX	XXX	...	XXX	XXX	XXX	XXX	XXX	XXX	XXX	XXX	XXX
43	Kyler Orr	0/0	...	...	...	...	...	...	...	...	...	...	...	...	...
44	Johnathan Youngblood	13/13	START	START	START	START	START	START	START	START	START	START	START	START	START
45	Matt Devine	0/0	...	...	...	...	...	...	...	...	...	...	...	...	...
46	Zach Juckel	13/0	XXX	XXX	XXX	XXX	XXX	XXX	XXX	XXX	XXX	XXX	XXX	XXX	XXX
47	Luke Meyer	4/0	...	...	...	XXX	XXX	...	XXX	XXX	...	...	...	...	...
48	Jayden Thiergood	9/8	...	...	...	XXX	START	START	START	START	START	...	START	START	START
48	Anthony DeBerardino	2/0	XXX	...	...	...	XXX	...	...	...	...	...	...	...	...
49	Kurt Chesney	13/0	XXX	XXX	XXX	XXX	XXX	XXX	XXX	XXX	XXX	XXX	XXX	XXX	XXX
50	Grant Uyl	3/0	XXX	...	...	XXX	...	...	...	...	...	...	...	XXX	...
51	Kaleb Holcomb	13/10	XXX	XXX	XXX	START	START	START	START	START	START	START	START	START	START
51	Drew Dubuclet	0/0	...	...	...	...	...	...	...	...	...	...	...	...	...
52	Matthew Reddick	0/0	...	...	...	...	...	...	...	...	...	...	...	...	...
53	Steven Iles	10/0	XXX	XXX	XXX	XXX	XXX	...	...	XXX	...	XXX	XXX	XXX	XXX
54	Jackson Kohal	7/0	XXX	...	XXX	XXX	XXX	XXX	XXX	...	...	...	...	...	XXX
54	Are'an Burr	1/0	XXX	...	...	...	...	...	...	...	...	...	...	...	...
55	Kupono Blake	13/6	XXX	START	START	START	START	XXX	XXX	XXX	XXX	START	XXX	START	XXX
55	Nick Blessing	0/0	...	...	...	...	...	...	...	...	...	...	...	...	...
56	Mark Hiestand	12/2	XXX	...	XXX	XXX	XXX	XXX	XXX	XXX	XXX	XXX	XXX	START	START
56	Cole Palmer	1/0	XXX	...	...	...	...	...	...	...	...	...	...	...	...
57	Gabriel Averitt	1/0	XXX	...	...	...	...	...	...	...	...	...	...	...	...
57	Colin Stewart	0/0	...	...	...	...	...	...	...	...	...	...	...	...	...
59	Adam Karas	12/12	...	START	START	START	START	START	START	START	START	START	START	START	START
60	John Gordon, Jr.	1/0	XXX	...	...	...	...	...	...	...	...	...	...	...	...
61	Costen Cooley	1/0	XXX	...	...	...	...	...	...	...	...	...	...	...	...
62	James Tomasi	13/4	START	START	XXX	START	XXX	XXX	XXX	XXX	XXX	START	XXX	XXX	XXX
62	Matthew Heitmann	1/0	XXX	...	...	...	...	...	...	...	...	...	...	...	...
64	Luke Hallstrom	1/0	XXX	...	...	...	...	...	...	...	...	...	...	...	...
65	Samuel Floysand	1/0	XXX	...	...	...	...	...	...	...	...	...	...	...	...
66	Jace Sutulovich	1/0	XXX	...	...	...	...	...	...	...	...	...	...	...	...
68	Thor Paglialong	12/12	...	START	START	START	START	START	START	START	START	START	START	START	START
69	Wesley Ndago	12/12	...	START	START	START	START	START	START	START	START	START	START	START	START
71	Michael McAninch	9/0	XXX	...	...	XXX	XXX	XXX	...	...	XXX	XXX	XXX	XXX	XXX
72	Christien Hawks	1/0	XXX	...	...	...	...	...	...	...	...	...	...	...	...
73	Luke Vonderhaar	3/0	XXX	...	...	XXX	...	...	...	...	...	...	...	...	XXX
74	Mason Carlan	12/2	...	START	START	XXX	XXX	XXX	XXX	XXX	XXX	XXX	XXX	XXX	XXX
75	Ethan Jackman	12/10	...	START	START	START	START	START	START	START	START	START	START	XXX	XXX
76	Alex Moore	12/0	XXX	XXX	XXX	XXX	XXX	XXX	XXX	...	XXX	XXX	XXX	XXX	XXX
77	Cameron Collins	0/0	...	...	...	...	...	...	...	...	...	...	...	...	...
79	Trevor Tate	0/0	...	...	...	...	...	...	...	...	...	...	...	...	...
80	Tre Roberson	1/0	XXX	...	...	...	...	...	...	...	...	...	...	...	...
81	James Bryant	11/2	...	START	START	XXX	XXX	XXX	XXX	...	XXX	XXX	XXX	XXX	XXX
82	Connor McIntee	4/0	XXX	...	XXX	XXX	XXX	...	...	...	...	...	...	...	...
83	Carter Chances-Hill	1/0	XXX	...	...	...	...	...	...	...	...	...	...	...	...
84	Caleb Rillos	13/11	XXX	XXX	START	START	START	START	START	START	START	START	START	START	START
85	Parker Menefee	2/0	XXX	...	...	...	...	...	...	...	XXX	...	...	...	...
87	Caden Blum	9/3	XXX	...	XXX	XXX	XXX	...	START	...	START	XXX	XXX	START	...
87	Quin Smith	3/0	XXX	...	...	...	...	...	...	...	...	XXX	...	XXX	...
88	Bruin Fleischmann	2/0	XXX	...	...	...	XXX	...	...	...	...	...	...	...	...
89	Parker St. John	1/0	XXX	...	...	...	...	...	...	...	...	...	...	...	...
90	Brian Bradley	0/0	...	...	...	...	...	...	...	...	...	...	...	...	...
91	Ripp Perez	1/0	XXX	...	...	...	...	...	...	...	...	...	...	...	...
92	Jackson Garrett	0/0	...	...	...	...	...	...	...	...	...	...	...	...	...
92	Logan Lehrer	0/0	...	...	...	...	...	...	...	...	...	...	...	...	...
93	Andrew BoisD'Enghien	1/0	XXX	...	...	...	...	...	...	...	...	...	...	...	...
93	Bryce Olson	1/0	XXX	...	...	...	...	...	...	...	...	...	...	...	...
94	Kaleb Tompkins	3/0	XXX	...	...	XXX	XXX	...	...	...	...	...	...	...	...
95	Carson Bay	13/0	XXX	XXX	XXX	XXX	XXX	XXX	XXX	XXX	XXX	XXX	XXX	XXX	XXX
95	Daniel Grobe	5/0	XXX	...	XXX	XXX	XXX	...	...	...	XXX	...	...	...	...
96	Payton Zdroik	10/7	...	XXX	START	...	...	START	START	START	START	XXX	START	XXX	START



**2023-24 Air Force Football**  
**Games Played**  
**All games**

Page 3/3  
as of Dec 24, 2023

##	Player	GP-GS	RM	SHSU	USU	SJSU	SDSU	UW	Navy	CSU	ARM	Hawaii	UNLV	Boise	JMU
96	Reagan Tubbs	13/0	XXX	XXX	XXX	XXX	XXX	XXX	XXX	XXX	XXX	XXX	XXX	XXX	XXX
97	Luke Freer	8/0	XXX	XXX	XXX	XXX	XXX	...	...	...	...	XXX	...	XXX	XXX
97	Brent Winfree	1/0	XXX	...	...	...	...	...	...	...	...	...	...	...	...
98	Colton Corrao	2/0	...	...	...	XXX	XXX	...	...	...	...	...	...	...	...
99	Aiden Swartz	10/0	XXX	XXX	XXX	XXX	XXX	...	...	XXX	XXX	XXX	...	XXX	XXX

## 2023 GAME-BY-GAME

### GAME SUMMERIES

Game	Scoring				OT Tot	First Downs		Rushing		Passing		Total Offense		Fum	Pen	Punts	KOR	3rd	4th	TOP
	1	2	3	4		TOT (R-P-Pn)	Att-Yds-Avg-TD	C-Att-I-Yds-TD	Pl-Yds-Avg	#-L	#-Yds	#-Avg	#-Yds-TD	G-A	G-A					
RMU	0	0	0	7	--	7	9 (5-4-0)	26-43-1.7-0	18-24-0-113-1	50-156-3.1	4-2	9-61	6-44.3	3-91-0	3-11	0-1	27:49			
<b>Air Force</b>	<b>14</b>	<b>14</b>	<b>7</b>	<b>7</b>	--	<b>42</b>	<b>24 (19-2-3)</b>	<b>56-374-6.7-5</b>	<b>2-3-0-95-1</b>	<b>59-469-7.9</b>	<b>3-1</b>	<b>2-10</b>	<b>0-0.0</b>	<b>1-16-0</b>	<b>6-10</b>	<b>1-3</b>	<b>32:11</b>			
Sam Hou.	0	0	3	0	--	3	6 (6-0-0)	30-36-1.2-0	8-14-0-44-0	44-80-1.8	0-0	2-25	8-43.1	3-33-0	3-13	1-1	23:22			
<b>Air Force</b>	<b>0</b>	<b>3</b>	<b>0</b>	<b>10</b>	--	<b>13</b>	<b>18 (16-1-1)</b>	<b>59-244-4.1-1</b>	<b>1-3-0-14-0</b>	<b>62-258-4.2</b>	<b>3-1</b>	<b>2-20</b>	<b>4-43.8</b>	<b>1-19-0</b>	<b>5-13</b>	<b>0-1</b>	<b>36:38</b>			
Utah St.	0	7	7	7	--	21	20 (5-11-4)	26-54-2.1-0	20-35-1-248-3	61-302-5.0	1-1	4-17	3-41.7	2-39-0	3-11	2-3	21:20			
<b>Air Force</b>	<b>22</b>	<b>10</b>	<b>7</b>	<b>0</b>	--	<b>39</b>	<b>24 (21-3-0)</b>	<b>64-344-5.4-5</b>	<b>3-4-0-84-0</b>	<b>68-428-6.3</b>	<b>0-0</b>	<b>6-60</b>	<b>3-40.3</b>	<b>0-0-0</b>	<b>9-13</b>	<b>1-1</b>	<b>38:40</b>			
SJSU	6	14	0	0	--	20	18 (6-11-1)	17-115-6.8-3	24-35-1-239-0	52-354-6.8	1-0	6-48	2-34.0	5-81-0	3-8	0-2	20:55			
<b>Air Force</b>	<b>3</b>	<b>14</b>	<b>7</b>	<b>21</b>	--	<b>45</b>	<b>25 (23-0-0)</b>	<b>73-400-5.5-6</b>	<b>2-2-0-28-0</b>	<b>75-428-5.7</b>	<b>0-0</b>	<b>4-43</b>	<b>1-35.0</b>	<b>0-0-0</b>	<b>10-15</b>	<b>3-3</b>	<b>39:05</b>			
SDSU	0	10	0	0	--	10	14 (8-6-0)	30-105-3.5-0	13-25-1-122-1	55-227-4.1	0-0	5-34	5-46.4	0-0-0	4-13	3-4	27:55			
<b>Air Force</b>	<b>0</b>	<b>21</b>	<b>21</b>	<b>7</b>	--	<b>49</b>	<b>24 (17-6-1)</b>	<b>52-287-5.5-4</b>	<b>6-7-0-189-2</b>	<b>59-476-8.1</b>	<b>0-0</b>	<b>1-5</b>	<b>1-45.0</b>	<b>0-0-0</b>	<b>4-8</b>	<b>2-2</b>	<b>32:05</b>			
Wyoming	14	7	0	6	--	27	18 (6-11-1)	35-109-3.1-1	15-25-0-212-3	60-321-5.4	0-0	3-25	2-48.5	0-0-0	9-15	1-2	30:13			
<b>Air Force</b>	<b>7</b>	<b>10</b>	<b>7</b>	<b>10</b>	--	<b>34</b>	<b>22 (18-3-1)</b>	<b>53-356-6.7-3</b>	<b>6-9-0-58-1</b>	<b>62-414-6.7</b>	<b>2-2</b>	<b>1-9</b>	<b>1-43.0</b>	<b>0-0-0</b>	<b>7-10</b>	<b>1-1</b>	<b>29:47</b>			
Navy	0	0	0	6	--	6	10 (3-6-1)	35-22-0.6-0	15-29-2-102-1	64-124-1.9	2-0	4-50	10-43.1	4-50-0	3-17	2-2	28:16			
<b>Air Force</b>	<b>0</b>	<b>7</b>	<b>3</b>	<b>7</b>	--	<b>17</b>	<b>9 (4-3-2)</b>	<b>48-137-2.9-0</b>	<b>4-5-0-151-1</b>	<b>53-288-5.4</b>	<b>2-1</b>	<b>5-30</b>	<b>7-33.9</b>	<b>0-0-0</b>	<b>1-13</b>	<b>2-2</b>	<b>31:44</b>			
CSU	0	13	0	0	--	13	17 (4-13-0)	19-42-2.2-0	28-45-0-297-1	64-339-5.3	1-1	5-54	3-49.3	2-23-0	5-13	0-3	24:02			
<b>Air Force</b>	<b>7</b>	<b>6</b>	<b>10</b>	<b>7</b>	--	<b>30</b>	<b>18 (13-2-3)</b>	<b>57-261-4.6-3</b>	<b>4-7-0-32-1</b>	<b>64-293-4.6</b>	<b>0-0</b>	<b>2-15</b>	<b>4-44.0</b>	<b>0-0</b>	<b>8-15</b>	<b>1-1</b>	<b>35:58</b>			
Army	17	6	0	0	--	23	11 (8-1-2)	51-213-4.2-2	4-9-0-40-0	60-253-4.2	0-0	11-119	6-39.0	0-0	4-14	1-2	32:09			
<b>Air Force</b>	<b>0</b>	<b>3</b>	<b>0</b>	<b>0</b>	--	<b>3</b>	<b>19 (6-8-5)</b>	<b>40-155-3.9-0</b>	<b>10-24-2-104-0</b>	<b>64-259-4.0</b>	<b>5-4</b>	<b>6-55</b>	<b>2-36.5</b>	<b>0-0</b>	<b>5-14</b>	<b>0-2</b>	<b>27:51</b>			
Hawaii	7	6	7	7	--	27	18 (7-9-2)	29-121-4.2-1	22-29-0-176-2	58-297-5.1	0-0	5-56	4-24.9	0-0	8-13	0-0	30:34			
<b>Air Force</b>	<b>0</b>	<b>3</b>	<b>7</b>	<b>3</b>	--	<b>13</b>	<b>17 (11-3-3)</b>	<b>47-201-4.3-1</b>	<b>3-9-3-114-0</b>	<b>56-315-5.6</b>	<b>2-1</b>	<b>3-25</b>	<b>1-31.0</b>	<b>2-39</b>	<b>7-14</b>	<b>1-1</b>	<b>29:26</b>			
UNLV	7	7	14	7	--	31	15 (4-10-1)	33-114-3.5-2	16-30-2-351-2	63-465-7.4	0-0	10-120	7-47.4	1-12	3-13	1-1	26:26			
<b>Air Force</b>	<b>7</b>	<b>20</b>	<b>0</b>	<b>0</b>	--	<b>27</b>	<b>22 (15-2-5)</b>	<b>62-344-5.5-3</b>	<b>3-9-0-60-0</b>	<b>71-404-5.7</b>	<b>2-1</b>	<b>4-30</b>	<b>8-43.0</b>	<b>0-0</b>	<b>3-14</b>	<b>1-2</b>	<b>33:34</b>			
Boise St.	3	14	7	3	--	27	19 (9-9-1)	38-181-4.8-2	13-17-3-228-1	55-409-7.4	0-0	1-10	3-53.7	0-0	5-10	0-0	29:02			
<b>Air Force</b>	<b>0</b>	<b>6</b>	<b>13</b>	<b>0</b>	--	<b>19</b>	<b>16 (0-7-0)</b>	<b>45-206-4.6-2</b>	<b>8-18-1-131-0</b>	<b>63-337-5.3</b>	<b>2-0</b>	<b>3-20</b>	<b>5-40.6</b>	<b>1-18</b>	<b>5-14</b>	<b>2-3</b>	<b>30:58</b>			
JMU	7	0	7	7	--	21	16 (3-13-0)	19-26-1.4-0	20-33-1-257-3	52-283-5.4	1-0	3-10	5-39.8	5-97	4-11	1-1	23:09			
<b>Air Force</b>	<b>7</b>	<b>14</b>	<b>7</b>	<b>3</b>	--	<b>31</b>	<b>18 (17-1-0)</b>	<b>63-351-5.6-3</b>	<b>3-5-0-45-1</b>	<b>68-396-5.8</b>	<b>0-0</b>	<b>0-0</b>	<b>3-47.3</b>	<b>0-0</b>	<b>8-15</b>	<b>2-3</b>	<b>36:51</b>			

### AIR FORCE GAME-BY-GAME LEADERS

Game	Rushing		Passing		Receiving		Tackles		TFL (Includes Sacks)	
	Att-Yds-TD	C-A-I-Yds-TD	C-A-I-Yds-TD	C-Yds-TD	UT-AT-TOT	#-Yds				
Robert Morris	Zac Larrier (14-99-2)	Zac Larrier (2-3-0-95-1)	Jared Roznos (2-95-1)	J. Youngblood (3-4-7)	PJ Ramsey (2.5-12)					
Sam Houston	Owen Burk (18-75-1)	Zac Larrier (1-3-0-14-0)	J. Eldridge III (1-14-0)	Alec Mock (6-5-11)	Bo Richter (2.0-21)					
Utah State	Owen Burk (15-110-0)	Zac Larrier (3-4-0-84-0)	Jared Roznos (1-49-0)	Alec Mock (8-3-11)	PJ Ramsey (2.5-10)					
San Jose St.	E. Michel (33-148-3)	Zac Larrier (2-2-0-28-0)	Jared Roznos (1-22-0)	Trey Taylor 4-4-8)	Jerome Gaillard (1.0-1)					
San Diego St.	Zac Larrier (8-103-0)	Zac Larrier (6-7-0-189-2)	Cade Harris (2-82--1)	Alec Mock (5-1-6)	Bo Richter (2.0-8)					
				J. Youngblood (4-2-6)						
				Jayden Goodwin (1-5-6)						
Wyoming	Zac Larrier (20-111-1)	Zac Larrier (6-9-0-58-1)	Jared Roznos (3-34-0)	Trey Taylor (7-3-10)	Bo Richter (2.0-8)					
				Alec Mock (6-4-10)						
Navy	E. Michel (22-69-0)	Zac Larrier (4-5-0-151-1)	Dane Kinamon (1-94-1)	J. Youngblood (7-6-13)	Bo Richter (4.0-17)					
			Jared Roznos (1-34-0)							
			Caleb Rillos (1-22-0)							
			J. Eldridge III (1-1-0)							
Colorado St.	E. Michel (20-130-1)	Zac Larrier (4-7-0-32-1)	Brandon Engel (1-14-0)	J. Mergerson (9-4-13)	Bo Richter (1.0-13)					
			Dane Kinamon 1-9-1)		PJ Ramsey (1.0-6)					
			Caleb Rillos (1-6-0)							
			J. Eldridge III (1-3-)							
Army	Zac Larrier (20-45-0)	Zac Larrier (9-22-0-93-0)	Wyatt Wilson (3-47-0)	Jayden Goodwin (3-9-12)	Kupono Blake (1.0-2)					
Hawaii	Dylan Carson (13-87-1)	Jensen Jones (3-7-1-114-0)	Cade Harris (1-65-0)	Alec Mock (6-4-10)	J. Goodwin (1.0-5)					
			Brandon Engel (1-39-0)		Bo Richter 1.0-4)					
			Quin Smith 1-10-0)							
UNLV	Dylan Carson (16-104-0)	Jensen Jones (1-6-0-35-0)	Caleb Rillos (1-35-0)	Trey Williams (6-3-9)	Bo Richter 1.0-7					
			Wyatt Wilson (1-21-0)		PJ Ramsey 1.0-7					
			Jensen Jones (1-4-0)							
Boise St.	Dylan Carson (12-132-0)	John Busha (8-17-1-131-0)	Brandon Engel (4-57-0)	J. Youngblood (5-6-11)	PJ Ramsey 1.0-6					
					Caden Blum 1.0-4					
JMU	E. Michel (35-203-2)	Zac Larrier (3-5-0-45-1)	Jard Roznos (1-42-1)	Jamari Bellamy (6-0-6)	Bo Richter (4.5-33)					
			Caleb Rillos (1-6-0)							

## 2023 GAME-BY-GAME STARTERS

### OFFENSE

Game	WR	TE	LT	LG	C	RG	RT	QB	FB	TB	WR
Rob. Morris	Roznos	Bryant	Karas	Ndago	Paglialong	Jackman	Carlan	Larrier	Burk	Eldridge	C. Harris
Sam Houston	Roznos	Burk (2FB)	Karas	Ndago	Paglialong	Jackman	Holcomb	Larrier	J. Harris	Eldridge	C. Harris
Utah State	Kinamon	Rillos	Karas	Ndago	Paglialong	Jackman	Carlan	Larrier	Burk	Bryant (2TE)	C. Harris
San Jose St.	Kinamon	Rillos	Karas	Ndago	Paglialong	Jackman	Holcomb	Larrier	Michel	Eldridge	Rosnos
San Diego St.	Roznos	Rillos	Karas	Ndago	Paglialong	Jackman	Holcomb	Larrier	Michel	Eldridge	C. Harris
Wyoming	Engel	Rillos	Karas	Ndago	Paglialong	Jackman	Holcomb	Larrier	Michel	Eldridge	C. Harris
Navy	Engel	Rillos	Karas	Ndago	Paglialong	Jackman	Holcomb	Larrier	Michel	Eldridge	Roznos
Colorado St.	Roznos	Rillos	Karas	Ndago	Paglialong	Jackman	Holcomb	Larrier	Michel	Eldridge	Kinamon
Army	Roznos	Rillos	Karas	Ndago	Paglialong	Jackman	Holcomb	Larrier	Michel	Eldridge	Kinamon
Hawaii	Engel	Rillos	Karas	Ndago	Paglialong	Jackman	Holcomb	Larrier	Burk	Eldridge	C. Harris
UNLV	Engel	Rillos	Karas	Ndago	Paglialong	Jackman	Holcomb	Jones	Burk	Eldridge	C. Harris
Boise State	Engel	Rillos	Karas	Ndago	Paglialong	Heistand	Holcomb	Brittain	Carson	Eldridge	C. Harris
JMU	Kinamon	Rillos	Karas	Ndago	Paglialong	Hiestand	Holcomb	Larrier	Michel	Eldridge	Wilson

### DEFENSE

Game	DE	NG	DT	OLB	ILB	ILB	Spur	CB	SS	FS	CB
Rob. Morris	Ramsey	Tomasi	Blake	Richter	Youngblood	Mock	Goff	Gaillard	Goodwin	Taylor	Bellamy
Sam Houston	Ramsey	Zdroik	Blake	Richter	Youngblood	Mock	Boyd	Gaillard	Goodwin	Taylor	Bellamy
Utah State	Ramsey	Zdroik	Blake	Richter	Youngblood	Mock	Boyd	Gaillard	Mergerson	Taylor	Bellamy
San Jose St.	Ramsey	Tomasi	Blake	Richter	Youngblood	Mock	Boyd	Gaillard	Goodwin	Taylor	Bellamy
San Diego St.	Ramsey	Thiergood	Blake	Richter	Youngblood	Mock	Boyd	Gaillard	Goodwin	Taylor	Bellamy
Wyoming	Ramsey	Zdroik	Thiergood	Richter	Youngblood	Mock	Boyd	Gaillard	Goodwin	Taylor	Bellamy
Navy	Ramsey	Zdroik	Thiergood	Richter	Youngblood	Mock	Blum (DL)	Gaillard	Goodwin	Taylor	Bellamy
Colorado St.	Ramsey	Zdroik	Thiergood	Richter	Youngblood	Mock	Goodwin	Gaillard	Mergerson	Taylor	Bellamy
Army	Ramsey	Zdroik	Thiergood	Richter	Youngblood	Mock	Goodwin	Williams	Blum (4DL)	Taylor	Bellamy
Hawaii	Ramsey	Tomasi	Blake	Richter	Youngblood	Mock	Goodwin	Williams	Mergerson	Taylor	Bellamy
UNLV	Ramsey	Zdroik	Thiergood	Richter	Youngblood	Mock	Goodwin	Williams	Mergerson	Taylor	Bellamy
Boise State	Ramsey	Blake	Thiergood	Blum	Youngblood	Mock	Goodwin	Williams	Mergerson	Taylor	Bellamy
JMU	Ramsey	Zdroik	Thiergood	Richter	Youngblood	Mock	Goodwin	Williams	Smith	Taylor	Bellamy

### SPECIAL TEAMS

Game	KO	KOR	KOR	PR	P	PK	H	LS
Rob. Morris	Dapore	J. Johnson	Eldridge	C. Harris	No punts	Dapore	Bay	Chesney
Sam Houston	Tubbs	J. Johnson	Kinamon	Kinamon	Freer	Dapore	Bay	Chesney
Utah State	Tubbs	J. Johnson	Kinamon	Kinamon	Freer	Dapore	Bay	Chesney
San Jose St.	Tubbs	J. Johnson	Kinamon	Kinamon	Freer	Tubbs	Bay	Chesney
San Diego St.	Tubbs	J. Johnson	Eldridge	Engel	Bay	Dapore	Bay	Chesney
Wyoming	Tubbs	J. Johnson	Eldridge	Kinamon	Bay	Dapore	Bay	Chesney
Navy	Tubbs	J. Johnson	Kinamon	Kinamon	Bay	Dapore	Bay	Chesney
Colorado St.	Tubbs	J. Johnson	Kinamon	Kinamon	Bay	Dapore	Bay	Chesney
Army	Tubbs	J. Johnson	Kinamon	Kinamon	Bay	Dapore	Bay	Chesney
Hawaii	Tubbs	J. Johnson	Eldridge	Engel	Freer	Dapore	Bay	Chesney
UNLV	Tubbs	J. Johnson	Eldridge	Engel	Bay	Dapore	Bay	Chesney
Boise State	Tubbs	J. Johnson	Calvert	Engel	Bay	Dapore	Bay	Chesney
JMU	Tubbs	J. Johnson	Eldridge	Kinamon	Freer	Dapore	Bay	Chesney



# 2023 AIR FORCE PERSONNEL CHART

	Career	Consec.	Career	Consec.
# Name, Yr., Pos.	Games	Games	Starts	Starts
0 Trey Williams, JR, DB	25	17	6	5
2 Brandon Engel, JR, WR	25	25	5	0
3 Jamari Bellamy, JR, DB	26	26	17	13
4 Emmanuel Michel, SR, RB	35	2	7	1
5 Corey Collins, SR, DB	19	5	0	0
5 Jensen Jones, SR, QB	19	1	1	0
6 Cameron Breier, JR, WR	14	0	0	0
6 Matthew Malloy, SR, OLB	13	0	0	0
7 Trey Taylor, SR, DB	37	36	36	36
8 Bo Richter, SR, ILB	36	16	18	1
8 Kade Frew, SO, RB	3	0	0	0
9 Zac Larrier, SR, QB	23	1	11	1
9 Levi Brown, SO, CB	13	13	0	0
10 Jalen Johnson, SR, RB	19	13	0	0
10 Jalen Mergerson, SR, SAF	37	20	8	0
11 Wyatt Wilson, SR, WR	19	5	1	1
12 John Busha, SO, QB	4	2	0	0
12 Patrick Dahlen, SR, DB	28	26	0	0
13 Jared Roznos, JR, WR	11	1	9	1
13 PJ Ramsey, SR, OLB	28	22	13	13
14 K.C. Beard, JR, DB	16	13	0	0
15 Ben Brittain, SR, QB	11	0	1	0
15 Jake Martin, JR, DB	23	1	0	0
16 Dylan Evans, SO, WR	1	0	0	0
16 Jayden Goodwin, SR, DB	43	39	26	10
17 Cannon Turner, SR, QB	5	0	0	0
18 Elijah Sanders, JR, OLB	10	0	0	0
18 Kendin Alexander, JR, WR	7	0	0	0
19 CJ Boyd, JR, DB	19	0	5	0
20 Dylan Carson, SO, RB	10	4	1	0
20 Jake Smith, SR, SAF	27	26	1	1
21 Cade Harris, JR, WR	17	13	8	0
21 Aidan Plate, JR, DB	2	0	0	0
22 Jerome Gaillard, Jr., JR, DB	20	0	8	0
23 Dane Kinamon, SR, WR	35	2	8	1
24 John Lee Eldridge III, SR, RB	36	27	22	10
24 Robert Mbroh, JR, ILB	4	0	0	0
26 Owen Burk, SR, RB	23	12	5	0
27 Julian Williams, JR, ILB	3	0	0	0
27 Kaden Cloud, SO, RB	1	0	0	0
28 Aiden Calvert, JR, RB	17	13	0	0
28 Terrance Cullivan, SO, CB	1	0	0	0
29 Evan Rau, SO, WR	2	0	0	0
30 Kale Gibbs, JR, RB	3	0	0	0
30 Tyme Collins, JR, DB	12	0	0	0
32 Jordan Scarbrough, SO, WR	1	0	0	0
32 Osaro Aihie, JR, ILB	22	0	0	0
33 Jet Harris, SR, RB	17	13	1	0
34 Darius Stone, SO, RB	1	0	0	0
35 Jack Curtis, SO, OLB	3	1	0	0
38 Ty Hubert, SO, OLB	0	0	0	0
40 Alec Mock, SR, ILB	38	18	35	18
41 J. Frank Melgarejo III, SR, LS	4	0	0	0
41 Jackson Adams, SO, LB	1	0	0	0
42 Jakobi McGowan, JR, DB	1	0	0	0
43 Matthew Dapore, SR, PK/P	35	9	35	9
44 J. Youngblood, SR, ILB	41	14	21	13
45 Matt Devine, JR, ILB	2	0	0	0
46 Zach Juckel, SO, ILB	12	12	0	0
47 Kyler Orr, SO, ILB	0	0	0	0
48 Anthony DeBerardino, JR, LS	2	1	0	0
48 Jayden Thiergood, SR, DE	31	3	23	3
49 Kurt Chesney, SO, LS	14	13	13	13
50 Grant Uyl, JR, ILB	3	0	0	0
51 Kaleb Holcomb, SR, OT	36	26	24	10
51 Drew Dubuclet, SO, ILB	0	0	0	0

	Career	Consec.	Career	Consec.
# Name, Yr., Pos.	Games	Games	Starts	Starts
52 Matthew Reddick, SO, ILB	0	0	0	0
53 Steven Iles, SR, OC	27	13	0	0
54 Are'an Burr, SO, ILB	1	0	0	0
54 Jackson Kohal, JR, OL	8	0	0	0
55 Kupono Blake, SR, NG	20	13	7	0
55 Nick Blessing, SO, OT	0	0	0	0
56 Cole Palmer, JR, OLB	1	0	0	0
56 Mark Hiestand, SR, OT	15	12	2	2
57 Gabriel Averitt, SO, OC	1	0	0	0
59 Adam Karas, SR, OT	36	19	23	14
60 John Gordon, Jr., JR, OL	1	0	0	0
61 Costen Cooley, SO, OG	1	0	0	0
62 James Tomasi, JR, DL	16	13	4	0
62 Matthew Heitmann, JR, OL	1	0	0	0
64 Luke Hallstrom, SR, OC	20	0	6	0
65 Samuel Floysand, SO, OT	1	0	0	0
66 Jace Sutulovich, SO, OG	1	0	0	0
68 Thor Paglialong, SR, OC	35	30	30	27
69 Wesley Ndago, SR, OG	37	13	30	13
71 Michael McAninch, JR, OL	6	4	0	0
72 Christien Hawks, SO, OT	2	0	0	0
73 Luke Vonderhaar, SO, OT	1	0	0	0
74 Mason Carlan, SR, OT	18	13	2	0
75 Ethan Jackman, SR, OG	30	23	12	0
76 Alex Moore, JR, OL	15	13	0	0
77 Cameron Collins, SO, OT	0	0	0	0
78 Trevor Tate, SO, OT	0	0	0	0
80 Tre Roberson, SO, WR	1	0	0	0
81 James Bryant, SR, TE	26	26	2	0
82 Connor McIntee, SR, TE	7	0	0	0
83 Chances Carter-Hill, SO, TE	1	0	0	0
84 Caleb Rillos, SR, TE	34	34	19	11
85 Parker Menefee, SO, TE	2	0	0	0
87 Caden Blum, SR, DE	28	5	2	0
87 Quin Smith, SO, WR	4	0	0	0
88 Bruin Fleischmann, SO, TE	2	0	0	0
89 Parker St. John, JR, WR	2	0	0	0
90 Brian Bradley, SO, DE	0	0	0	0
92 Jackson Garrett, SO, NG	0	0	0	0
92 John Olson, SR, PK	1	0	0	0
93 Andrew BoisD'Enghien, SR, DE	2	0	0	0
94 Kaleb Tompkins, JR, DL	6	0	0	0
95 Carson Bay, JR, P	32	32	28	0
95 Daniel Grobe, SO, DE	5	1	0	0
96 Payton Zdroik, JR, DL	23	8	18	1
96 Reagan Tubbs, SO, PK	14	13	1	0
97 Brent Winfree, SO, NG	1	0	0	0
97 Luke Freer, SO, PK	9	2	5	1
99 Aidan Swartz, SO, DT	11	6	0	0

## 2023 MISCELLANEOUS STATISTICS

### RED ZONE OFFENSE

Game	Stats	Results
RMU	3-3	TD, TD, TD
Sam Houston	1-1	TD
Utah State	5-6	TD, TD, TD, TD, Punt, TD
San Jose St.	6-6	FG, TD, TD, TD, TD, TD
San Diego St.	4-4	TD, TD, TD, TD
Wyoming	5-5	TD, TD, FG, TD, FG
Navy	0-1	MFG
Colorado St.	5-5	TD, TD, TD, FG, TD
Army	1-2	FG, MFG
Hawaii	2-4	FG, MFG, FG, INT
UNLV	1-2	TD, Downs
Boise State	2-2	TD, TD
JMU	4-4	TD, TD, TD, FG

### RED ZONE DEFENSE

Game	Stats	Results
RMU	1-2	TD, TO
Sam Houston	0-0	--
Utah State	3-3	TD, TD, TD
San Jose St.	2-3	TD, TD, Downs
San Diego St.	0-0	--
Wyoming	4-4	TD, TD, TD, TD
Navy	1-1	TD
Colorado St.	0-1	Downs
Army	2-2	TD, FG
Hawaii	3-3	TD, TD, TD
UNLV	1-1	TD
Boise State	2-3	FG, TD, Punt
JMU	3-3	TD, TD, TD

### OPENING DRIVE

Game	AF	Opponent
RMU	TD	Fumble
Sam Houston	Punt	Punt
Utah State	TD	Punt
San Jose St.	FG	TD
San Diego St.	Punt	Punt
Wyoming	Punt	TD
Navy	MFG	Punt
Colorado St.	TD	Downs
Army	Punt	TD
Hawaii	Punt	TD
UNLV	Punt	TD
Boise State	Punt	FG
JMU	TD	Punt

### 2nd Half

Game	AF	Opponent
RMU	TD	Punt
Sam Houston	Fumble	FG
Utah State	TD	TD
San Jose St.	TD	Punt
San Diego St.	TD	Punt
Wyoming	TD	Punt
Navy	Punt	Punt
Colorado St.	TD	Punt
Army	Punt	Punt
Hawaii	TD	TD
UNLV	Punt	TD
Boise State	TD	TD
JMU	Down	TD

### TURNOVERS

Game	Giveaways				Takeways				Margin
	Fum	Int	Tot	Pts Off	Fum	Int	Total	Pts Off	
RMU	1	0	1	0	2	0	2	14	+1
Sam Houston	1	0	1	3	0	0	0	0	+1
Utah State	0	0	0	0	1	1	2	14	+2
San Jose St.	0	0	0	0	0	1	1	7	+1
San Diego St.	0	0	0	0	0	1	1	7	+1
Wyoming	2	0	2	7	0	0	0	0	-2
Navy	1	0	1	0	0	2	2	7	+1
Colorado St.	0	0	0	0	1	0	1	7	+1
Army	4	2	6	13	0	0	0	0	-6
Hawaii	1	3	4	7	0	0	0	0	-4
UNLV	1	0	1	0	0	2	2	7	+1
Boise State	0	1	1	0	0	2	2	7	+1
JMU	0	0	0	0	0	1	0	7	+1
<b>Totals</b>									

### AIR FORCE DRIVE ANALYSIS

Game	Total	TDs	FG	MFG	Punt	TO	Downs	3&Out	End of Half
RMU	9	6	0	0	0	1	2	0	1
Sam Houston	10	1	2	0	4	1	1	3	0
Utah State	10	5	1	0	3	0	0	2	1
San Jose St.	9	6	1	0	1	0	0	1	1
San Diego St.	8	6	0	0	1	0	0	0	1
Wyoming	10	4	2	0	1	2	0	1	1
Navy	13	1	1	2	7	1	0	4	1
Colorado St.	11	4	1	0	4	0	0	2	2
Army	12	0	1	1	2	6	2	1	0
Hawaii	10	1	2	1	1	4	0	0	1
UNLV	15	3	2	0	8	1	1	6	0
Boise State	11	2	2	0	5	1	1	2	0
JMU	10	4	1	0	3	0	1	2	1

### AIR FORCE LONG DRIVE

Category	Stat	Opponent	Drive	Result
Plays:	20	Hawaii	20-61-11:49	FG
Yards:	94	UNLV	7-94-3:25	Touchdown
TOP:	11:49	Hawaii	20-61-11:49	FG

**Quickest Scoring Drive (TD):** Robert Morris, :51 (2-80-:51)

### OPPONENT DRIVE ANALYSIS

Game	Total	TDs	FG	MFG	Punt	TO	Downs	3&Out	End of Half
RMU	10	1	0	0	6	2	0	3	1
Sam Houston	9	0	1	0	8	0	0	6	0
Utah State	9	3	0	0	3	2	1	1	0
San Jose St.	9	3	0	0	2	1	2	2	0
San Diego St.	9	1	1	0	5	1	1	3	0
Wyoming	9	4	0	2	2	0	1	0	0
Navy	14	1	0	0	10	2	0	10	1
Colorado St.	10	1	2	0	3	1	3	1	0
Army	13	2	2	0	6	0	1	4	1
Hawaii	9	3	0	0	4	0	0	3	1
UNLV	15	4	1	0	7	2	0	6	1
Boise State	11	3	2	0	3	2	0	2	1
JMU	10	3	0	0	5	1	0	3	0

### OPPONENT LONG DRIVE

Category	Stat	Opponent	Drive	Result
Plays:	17	San Diego State	17-80-9:32	Touchdown
Yards:	90	Boise State	12-90-6:01	Touchdown
TOP:	9:32	San Diego State	17-80-9:32	Touchdown

**Quickest Scoring Drive (TD):** Colorado State, :08 (1-61-:08)

## 2023 GAME-BY-GAME STATISTICS

### PASSING

(Comp-Att-Int-Yards-TDs-Lg)

Opponent	5 Jensen Jones	9 Zac Larrier	12 John Busha	15 Ben Brittain	17 Cannon Turner
Robert Morris	0-0-0-0-0	2-3-0-95-1-84	0-0-0-0-0	0-0-0-0-0	0-0-0-0-0
Sam Houston	DNP	1-3-0-14-0-14	DNP	DNP	DNP
Utah State	0-0-0-0-0	3-4-0-84-0-49	DNP	DNP	DNP
San Jose State	0-0-0-0-0	2-2-0-28-0-22	DNP	DNP	DNP
San Diego State	0-0-0-0-0	6-7-0-189-2-54	0-0-0-0-0	0-0-0-0-0	0-0-0-0-0
Wyoming	0-0-0-0-0	6-9-0-58-1-19	DNP	DNP	DNP
Navy	0-0-0-0-0	4-5-0-151-1-94	DNP	DNP	DNP
Colorado State	DNP	4-7-0-32-1	DNP	DNP	DNP
Army	1-2-0-11-0	9-22-2-93-0	DNP	DNP	DNP
Hawaii	3-7-1-114-0	0-0-0-0-0	DNP	0-2-2-0-0	DNP
UNLV	1-6-0-35-0	DNP	1-2-0-21-0	DNP	DNP
Boise State	DNP	DNP	8-17-1-1831-0	0-1-0-0-0	DNP
JMU	0-0-0-0-0	3-5-0-45-1	DNP	dnp	DNP

### RUSHING

(Att-Yds-TD-Lg)

Player	RMU	SHS	USU	SJSU	SDSU	Wyo	Navy	CSU	Army	Hawaii	UNLV	BSU	JMU
4-Emmanuel Michel	4-15-4-0	8-53-0-12	28-106-3-8	33-148-3-17	18-78-2-8	22-97-0-12	22-69-0-7	20-130-1-53	8-37-0-13	DNP	DNP	6-14-0-4	35-203-2-54
5-Jensen Jones	5-35-12-1	DNP	0-0-0-0	0-0-0-0	3-10-1-4	3-23-0-14	2-7-0-4	DNP	1-14-0-14	14-56-0-37	19-88-2-27	DNP	0-0-0-0
8-Kade Frew	1-3-3-0	DNP	0-0-0-0	0-0-0-0	0-0-0-0	DNP	DNP	DNP	DNP	DNP	DNP	DNP	DNP
9-Zac Larrier	14-99-26-2	19-65-0-12	10-56-1-21	11-39-0-8	8-103-0-41	20-111-1-26	14-24-0-5	14-36-1-9	20-45-0-15	2-1-0-1	DNP	DNP	9-26-1-7
10-Jalen Johnson	0-0-0-0	0-0-0-0	1-3-0-3	0-0-0-0	0-0-0-0	0-0-0-0	0-0-0-0	0-0-0-0	0-0-0-0	1-4-0-4	0-0-0-0	0-0-0-0	0-0-0-0
12-John Busha	3-12-6-0	DNP	DNP	DNP	0-0-0-0	DNP	DNP	DNP	DNP	DNP	0-0-0-0	10-(-1)-0-4	DNP
15-Ben Brittain	1-7-7-0	DNP	DNP	DNP	0-0-0-0	DNP	DNP	DNP	DNP	0-0-0-0	DNP	6-24-0-8	DNP
17-Cannon Turner	3-5-3-0	DNP	DNP	DNP	0-0-0-0	DNP	DNP	DNP	DNP	DNP	DNP	DNP	DNP
20-Dylan Carson	5-50-29-0	3-15-0-7	1-1-0-1	11-63-0-14	5-27-0-10	DNP	DNP	DNP	DNP	13-87-1-35	16-104-0-23	12-132-1-68	2-14-0-9
21-Cade Harris	1-3-3-1	0-0-0-0	0-0-0-0	0-0-0-0	4-28-1-9	0-0-0-0	0-0-0-0	0-0-0-0	0-0-0-0	2-4-0-10	2-33-0-29	2-11-0-11	0-0-0-0
24-John Lee Eldridge III	4-72-65-0	6-22-0-11	7-58-1-13	10-102-2-34	4-24-0-14	3-65-1-58	4-8-0-3	11-57-1-12	6-40-0-12	6-19-0-7	10-48-1-55	5-6-0-3	8-78-0-51
26-Owen Burk	6-37-27-1	18-75-1-10	15-110-0-24	DNP	3-10-0-9	4-62-1-39	2-10-0-6	5-24-0-7	3-8-0-4	7-20-0-7	14-65-0-12	0-0-0-0	2-8-0-5
27-Kaden Cloud	2-11-11-0	DNP	DNP	DNP	DNP	DNP	DNP	DNP	DNP	DNP	DNP	DNP	DNP
28-Adain Calvert	2-21-12-0	2-15-0-18	1-6-0-6	5-45-0-14	1-2-0-2	0-0-0-0	1-22-0-22	1-12-0-12	1-3-0-3	2-8-0-5	1-6-0-6	4-20-0-11	2-17-0-10
33-Jet Harris	1-4-4-0	1-3-0-3	0-0-0-0	2-5-1-3	0-0-0-0	0-0-0-0	0-0-0-0	0-0-0-0	1-8-0-8	0-0-0-0	0-0-0-0	0-0-0-0	0-0-0-0
34-Darius Stone	1-6-6-0	DNP	0-0-0-0	DNP	DNP	DNP	DNP	DNP	DNP	DNP	DNP	DNP	DNP

### RECEIVING

(Att-Yds-TD-Lg)

Player	RMU	SHS	USU	SJSU	SDSU	Wyo	Navy	CSU	Army	Hawaii	UNLV	BSU	JMU
2-Brandon Engel	0-0-0-0	0-0-0-0	1-28-0-28	0-0-0-0	1-18-0-18	0-0-0-0	0-0-0-0	1-14-0-14	2-22-0-14	1-39-0-39	0-0-0-0	4-57-0-20	0-0-0-0
11-Wyatt Wilson	0-0-0-0	0-0-0-0	0-0-0-0	0-0-0-0	0-0-0-0	0-0-0-0	0-0-0-0	0-0-0-0	3-47-0-27	0-0-0-0	1-21-0-21	1-38-0-38	0-0-0-0
13-Jared Roznos	2-95-84-1	0-0-0-0	1-40-0-49	1-22-0-22	2-79-1-37	3-34-0-10	1-34-0-34	0-0-0-0	1-19-0-19	DNP	DNP	DNP	1-42-1-42
21-Cade Harris	0-0-0-0	0-0-0-0	0-0-0-0	0-0-0-0	2-82-1-50	0-0-0-0	0-0-0-0	0-0-0-0	0-0-0-0	1-65-0-65	0-0-0-0	2-32-0-17	0-0-0-0
23-Dane Kinamon	DNP	0-0-0-0	1-7-0-7	1-6-0-6	DNP	0-0-0-0	1-94-1-94	1-9-1-9	1-10-0-10	DNP	DNP	0-0-0-0	0-0-0-0
24-John Lee Eldridge III	0-0-0-0	1-14-0-14	0-0-0-0	0-0-0-0	0-0-0-0	1-17-1-17	1-1-0-1	1-3-0-3	6-40-0-12	0-0-0-0	0-0-0-0	1-4-0-4	1-(-3)-0
84-Caleb Rillos	0-0-0-0	0-0-0-0	0-0-0-0	0-0-0-0	1-10-0-10	2-7-0-4	1-22-0-22	1-6-0-6	1-11-0-11	0-0-0-0	1-35-0-35	0-0-0-0	1-6-0-6
87-Quin Smith	0-0-0-0	DNP	DNP	DNP	DNP	DNP	DNP	DNP	DNP	1-10-0-10	DNP	0-0-0-0	DNP

## 2023 GAME-BY-GAME STATISTICS

### TACKLES

(UT-AT-TOTAL)

Player	RMU	SHS	USU	SJSU	SDSU	Wyo	Navy	CSU	Army	Hawaii	UNLV	BSU	JMU
0-Trey Williams	0-0-0	0-0-0	1-4-5	1-1-2	0-0-0	1-0-1	1-0-1	1-0-1	3-2-5	5-2-7	6-3-9	2-0-2	2-0-2
3-Jamari Bellamy	1-0-1	2-0-2	3-0-3	1-2-3	0-1-1	1-1-2	1-1-2	2-5-7	0-0-0	2-0-2	0-1-1	4-1-5	6-0-6
5-Corey Collins	DNP	0-0-0	0-0-0	1-0-1	0-0-0	0-0-0	0-0-0	DNP	0-0-0	0-0-0	0-0-0	2-0-2	2-1-3
7-Trey Taylor	3-3-6	4-1-5	4-2-6	4-4-8	1-2-3	7-3-10	3-5-8	3-7-10	3-1-4	3-1-4	1-2-3	3-1-4	1-2-3
8-Bo Richter	3-0-3	4-0-4	2-1-3	0-0-0	3-1-4	3-0-3	6-1-7	1-0-1	4-6-10	2-0-2	2-1-3	0-0-0	4-1-5
9-Levi Brown	1-0-1	0-0-0	0-0-0	0-0-0	1-2-3	0-0-0	0-0-0	1-0-1	0-0-0	0-0-0	1-0-1	0-1-1	1-1-2
10-Jalen Mergerson	1-2-3	0-0-0	0-0-0	0-2-2	1-0-1	0-0-0	1-1-2	9-4-13	0-4-4	1-2-3	1-2-3	4-2-6	4-0-4
12-Patrick Dahlen	2-1-3	0-0-0	0-0-0	2-0-2	1-0-1	0-0-0	1-0-1	0-0-0	1-0-1	0-0-0	0-0-0	0-0-0	0-0-0
13-PJ Ramsey	3-2-5	1-1-2	2-1-3	0-0-0	0-0-0	4-1-5	4-0-4	3-2-5	0-1-1	0-1-1	1-3-4	3-2-5	0-0-0
14-K.C. Beard	0-0-0	0-0-0	0-0-0	1-2-3	0-0-0	0-0-0	0-1-1	0-0-0	0-0-0	0-0-0	0-0-0	0-0-0	0-0-0
15-Jake Martin	0-0-0	0-0-0	0-0-0	0-0-0	1-1-2	0-0-0	0-1-1	0-0-0	DNP	DNP	DNP	DNP	1-1-2
16-Jayden Goodwin	0-2-2	2-2-4	2-3-5	1-3-4	1-5-6	3-1-4	1-2-3	2-6-8	3-9-12	4-2-6	3-2-5	5-3-8	3-1-4
17-Zion Kelly	0-0-0	0-0-0	1-0-1	0-0-0	0-0-0	0-0-0	0-0-0	0-0-0	0-0-0	0-0-0	0-0-0	0-0-0	0-0-0
18-Elijah Sanders	0-1-1	0-0-0	DNP	0-0-0	0-0-0	0-0-0	0-0-0	DNP	0-1-1	DNP	DNP	DNP	DNP
19-CJ Boyd	0-0-0	1-0-1	3-3-6	1-0-1	0-1-1	0-0-0	DNP	DNP	DNP	DNP	DNP	DNP	DNP
20-Jake Smith	1-0-1	1-0-1	0-0-0	0-0-0	0-1-1	0-0-0	0-1-1	0-0-0	0-1-1	0-0-0	0-0-0	0-0-0	1-0-1
22-Jerome Gaillard, Jr.	4-1-5	3-1-4	2-0-2	4-1-5	3-0-3	0-2-2	0-2-2	1-1-2	DNP	DNP	DNP	DNP	DNP
27-Julian Williams	0-0-0	DNP	DNP	1-0-1	0-0-0	DNP	DNP	DNP	DNP	DNP	DNP	DNP	DNP
28-Terrance Cullivan	0-1-1	DNP	DNP	DNP	0-0-0	DNP	DNP	DNP	DNP	DNP	DNP	DNP	DNP
30-Tyme Collins	0-0-0	1-0-1	0-0-0	DNP	1-0-1	0-0-0	0-0-0	0-0-0	0-0-0	0-0-0	0-0-0	DNP	DNP
32-Osaro Aihie	0-0-0	0-0-0	0-0-0	0-1-1	0-0-0	DNP	0-0-0	0-0-0	2-0-2	0-0-0	0-0-0	DNP	DNP
35-Jack Curtis	0-1-1	DNP	DNP	2-0-2	DNP	DNP	DNP	DNP	DNP	DNP	DNP	0-0-0	DNP
40-Alec Mock	2-1-3	6-5-11	8-3-11	2-4-6	5-1-6	6-4-10	4-3-7	1-4-5	4-5-9	6-4-10	3-5-8	0-3-3	4-0-4
41-Jackson Adams	2-0-2	DNP	DNP	DNP	DNP	DNP	DNP	DNP	DNP	DNP	DNP	DNP	DNP
44-J. Youngblood	3-4-7	3-1-4	3-0-3	2-4-6	4-2-6	3-2-5	7-6-13	1-8-9	2-5-7	4-2-6	3-2-5	5-6-11	2-1-3
46-Zach Juckel	0-0-0	1-0-1	1-0-1	1-2-3	0-1-1	0-0-0	0-1-1	1-0-1	2-0-2	0-0-0	0-0-0	0-0-0	0-1-1
47-Luke Meyer	DNP	DNP	DNP	0-0-0	0-1-1	0-0-0	0-0-0	0-0-0	DNP	DNP	DNP	DNP	DNP
48-Jayden Thiergood	DNP	DNP	DNP	DNP	0-1-1	0-0-0	2-4-6	1-2-3	0-2-2	DNP	0-4-4	1-0-1	0-1-1
54-Are'an Burr	0-1-1	DNP	DNP	DNP	DNP	DNP	DNP	DNP	DNP	DNP	DNP	DNP	DNP
55-Kupono Blake	0-1-1	0-0-0	0-1-1	0-0-0	1-1-2	0-0-0	0-1-1	0-0-0	0-3-3	1-1-2	0-1-1	1-1-2	0-0-0
62-James Tomasi	2-0-2	0-0-0	0-1-1	0-1-1	0-0-0	1-1-2	0-0-0	0-0-0	2-0-2	1-2-3	0-0-0	0-0-0	0-0-0
87-Caden Blum	0-0-0	DNP	0-0-0	0-0-0	0-0-0	DNP	0-2-2	0-0-0	3-0-3	2-0-2	0-1-1	1-1-2	0-0-0
92-A. BoisD'Engien	1-0-1	DNP	DNP	DNP	DNP	DNP	DNP	DNP	DNP	DNP	DNP	DNP	DNP
95-Daniel Grobe	0-0-0	0-0-0	0-1-1	0-0-0	3-0-3	DNP	DNP	DNP	0-0-0	DNP	DNP	DNP	DNP
96-Payton Zdroik	DNP	5-1-6	0-1-1	DNP	DNP	3-1-4	2-4-6	0-3-3	2-1-3	1-3-4	1-2-3	0-1-1	2-0-2
99-Aidan Schwartz	0-0-0	0-0-0	0-0-0	1-0-1	1-0-1	DNP	0-0-0	0-0-0	0-0-0	0-0-0	0-0-0	2-0-2	0-0-0
<b>Total</b>	<b>31-22-53</b>	<b>34-12-46</b>	<b>33-20-53</b>	<b>26-26-52</b>	<b>31-20-51</b>	<b>32-16-48</b>	<b>33-36-69</b>	<b>27-42-69</b>	<b>32-42-74</b>	<b>33-20-53</b>	<b>24-30-54</b>	<b>33-22-55</b>	<b>33-10-43</b>

### TACKLES FOR LOSS

(#-Yds)

Player	RMU	SHS	USU	SJSU	SDSU	Wyo	Navy	CSU	Army	Hawaii	UNLV	BSU	JMU
0-Trey Williams			0.5-4										
3-Jamari Bellamy	1.0-2												1.0-1
7-Trey Taylor	0.5-1		2.0-4	1.0-1		1.0-12					0.5-3		0.5-0
8-Bo Richter	1.0-3	2.0-21	0.5-1		2.0-8	2.0-8	4.0-17	1.0-13	0.5-1	1.0-4	1.0-7		4.5-31
13-PJ Ramsey	2.5-12	1.0-9	2.5-10			1.0-2	1.0-1	1.0-6	0.5-1		1.0-7	1.0-6	
10-Jalen Mergerson									0.5-1				
16-Jayden Goodwin									0.5-0	1.0-5			0.5-1
19-CJ Boyd			1.0-4										
22-Jerome Gaillard		1.0-1		1.0-1									
35-Jack Curtis					1.0-1								
40-Alec Mock		1.0-5	2.0-14		1.0-3						0.5-2	0.5-1	
44-Johnathan Youngblood						0.5-0	2.0-3					1.0-2	
41-Jackson Adams	1.0-3												
48-Jayden Thiergood							0.5-3						0.5-1
55-Kupono Blake									1.0-2				
62-James Tomasi	1.0-7					1.0-2							
87-Caden Blum							0.5-2					1.0-4	
96-Payton Zdroik	DNP	1.0-8				1.5-7	1.0-4				0.5-2	0.5-1	2.0-7
<b>Total</b>	<b>7.0-28</b>	<b>6.0-44</b>	<b>9.0-40</b>	<b>2.0-2</b>	<b>4.0-12</b>	<b>7.0-31</b>	<b>9.0-30</b>	<b>2.0-19</b>	<b>3.0-5</b>	<b>2.0-9</b>	<b>4.0-24</b>	<b>4.0-14</b>	<b>9.0-43</b>

### QUARTERBACK SACKS

(#-Yds)

Player	RMU	SHS	USU	SJSU	SDSU	Wyo	Navy	CSU	Army	Hawaii	UNLV	BSU	JMU
0-Trey Williams			0.5-4										
7-Trey Taylor			0.5-3										
8-Bo Richter		2.0-21			1.0-7	1.0-6	1.0-10	1.0-13			1.0-7		3.0-31
13-PJ Ramsey	1.0-7	1.0-9	1.5-5			1.0-2	1.0-1	1.0-6			1.0-7		
16-Jayden Goodwin										1.0-5			
40-Alec Mock			2.0-14										
48-Jayden Thiergood							0.5-3						
55-Kupono Blake											0.5-3		
62-James Tomasi	1.0-7												
87-Caden Blum							0.5-2					1.0-4	
95-Daniel Grobe			0.5-3										
96-Payton Zdroik	DNP	1.0-8				1.0-6	1.0-4				0.5-3		1.0-4
<b>Total</b>	<b>2.0-14</b>	<b>4.0-38</b>	<b>5.0-29</b>	<b>0.0-0</b>	<b>1.0-7</b>	<b>3.0-14</b>	<b>4.0-20</b>	<b>2.0-19</b>	<b>0.0-0</b>	<b>1.0-5</b>	<b>3.0-20</b>	<b>1.0-4</b>	<b>4.0-35</b>



## 2023 INDIVIDUAL CAREER HIGHS

### RUSHING

Name	Attempts	Yards	TDs	Long
4-Emmanuel Michel	35, JMU, 2023	203, JMU, 2023	3, San Jose State, 2023	64, UNLV, 2021
5-Jensen Jones	19, UNLV, 2023	88, UNLV, 2023	2, UNLV, 2023	37, Hawaii, 2023
8-Kade Frew	1, Robert Morris, 2023	3, Robert Morris, 2023	0	3, Robert Morris, 2023
9-Zac Larrier	20, Army, 2023	111, Wyoming, 2023	2, Robert Morris, 2022	41, San Diego St. 2023
10-Jalen Johnson	1, Hawaii, 2023	80, Northern Iowa, 2022	1, Northern Iowa, 2022	80, Northern Iowa, 2022
12-John Busha	10, Boise State, 2023	12, Robert Morris, 2023	1, Boise State, 2023	6, Robert Morris, 2023
15-Ben Brittain	6, Boise State, 2023	25, Nevada 2022	0	19, Nevada, 2022
17-Cannon Turner	3, Robert Morris, 2023	5, Robert Morris, 2023	0	3, Robert Morris, 2023
20-Dylan Carson	16, UNLV, 2023	132, Boise State, 2023	1, Boise State, 2023	68, Boise State, 2023
21-Cade Harris	4, San Diego State, 2023	33, UNLV, 2023	1, San Diego State, 2023	29, UNLV, 2023
23-Dane Kinamon	8, Colorado State, 2021	77, Northern Iowa, 2022	1, Northern Iowa, 2022	71, Northern Iowa, 2022
24-John Lee Eldridge III	13, Wyoming, 2022	116, UNLV, 2022	1, Wyoming, 2023	65, Robert Morris, 2023
26-Owen Burk	18, Sam Houston, 2023	110, Utah State, 2023	1, Wyoming, 2023	27, Robert Morris, 2023
27-Kaden Cloud	2, Robert Morris, 2023	11, Robert Morris, 2023		11, Robert Morris, 2023
28-Aidan Calvert	4, Boise State, 2023	24, UNLV, 2022	1, Nevada, 2022	22, Navy, 2023
33-Jet Harris	11, Nevada, 2022	44, Nevada, 2022	1, San Jose State, 2023	9, Nevada, 2022
34-Darius Stone	1, Robert Morris, 2023	6, Robert Morris, 2023	0	6, Robert Morris, 2023

### PASSING

Name	Completions	Attempts	Yards	TDs	Long
5-Jensen Jensen	3, Hawaii, 2023	7, Hawaii, 2023	114, Hawaii, 2023	0	65, Hawaii, 2023
9-Zac Larrier	9, Army, 2023	22, Army, 2023	189, San Diego St., 2023	2, San Diego St., 2023	94, Navy, 2023
12-John Busha	8, Boise State, 2023	17, Boise State, 2023	131, Boise State, 2023	0	38, Boise State, 2023
15-Ben Brittain	1, Nevada, 2022	2, Hawaii, 2023	80, Nevada, 2022	1, Nevada 2022	80, Nevada, 2022

### RECEIVING

Name	Catches	Yards	TDs	Long
2-Engel	4, Boise State, 2023	57, Boise State, 2023	0	39, Hawaii, 2023
5-Jones	1, UNLV, 2023	4, UNLV, 2023	0	4, UNLV, 2023
9-Larrier	1, Army, 2023	37, Boise State, 2022	0	37, Boise State, 2022
11-Wilson	3, Army, 2023	47, Army, 2023	0	27, Army, 2023
13-Roznos	3, Wyoming, 2023	95, Robert Morris, 2023	1, JMU, 2023	84, Robert Morris, 2023
21-Harris	2, Boise State, 2023	82, San Diego State, 2023	1, San Diego State, 2023	65, Hawaii, 2023
23-Kinamon	4, Army, 2021	80, Northern Iowa, 2022	1, Navy, 2023	94, Navy, 2023
24-Eldridge III	1, Boise State, 2023	17, Wyoming, 2023	1, Wyoming, 2023	17, Wyoming, 2023
81-Bryant	1, Northern Iowa, 2022	7, Northern Iowa, 2022	0	7, Northern Iowa, 2022
84-Rillos	2, Wyoming, 2023	40, Louisville, 2021	1, Baylor, 2022	40, Louisville, 2021
87-Smith	1, Hawaii, 2023	10, Hawaii, 2023	0	10, Hawaii, 2023

## 2023 INDIVIDUAL CAREER HIGHS

### TACKLES

Name	UT	AT	Total Tackles	TFLs (Includes sacks)
0-Trey Williams	6, UNLV, 2023	4, Utah State, 2023	9, UNLV, 2023	1.0, San Diego St., 2022
3-Jamari Bellamy	6, JMU, 2023	5, Colorado State, 2023	10, Utah State, 2022	0.5, Utah State, 2022
6-Matthew Malloy	3, Utah State, 2020	3, Utah State, 2020	6, Utah State, 2020	1.0, Utah State, 2020
7-Trey Taylor	9, San Diego State, 2021	7, Colorado State, 2021	11, San Diego, 2021	2.0, Utah State, 2023
8-Bo Richter	6, Navy, 2023	7, Navy, 2022	10, Army, 2023	4.5, JMU, 2023
9-Levi Brown	1, JMU, 2023	2, San Diego St., 2023	3, San Diego St., 2023	
10-Jalen Mergerson	9, Colorado State, 2023	4, Colorado State, 2023	13, Colorado State, 2023	
11-Camby Goff	6, Wyoming, 2022	5, Colorado State, 2021	10, Colorado State, 2021	1.0, Louisville, 2021
12-Patrick Dahlen	2, San Jose State, 2023	1, Robert Morris, 2023	3, Robert Morris, 2023	
13-PJ Ramsey	3, Boise State, 2023	2, Boise State, 2023	5, Boise State, 2023	2.5, Utah State, 2023
14-K.C. Beard	1, San Jose State, 2023	2, San Jose State, 2023	3, San Jose State, 2023	
15-Jake Martin	1, JMU, 2023	1, JMU, 2023	2, JMU, 2023	
16-Jayden Goodwin	5, Boise State, 2022	9, Army, 2023	12, Army, 2023	1.5, San Diego St., 2022
18-Elijah Sanders	1, Northern Iowa, 2022	1, Army, 2023	2, Northern Iowa, 2022	
19-CJ Boyd	4, Northern Iowa, 2022	3, Utah State, 2023	4, Northern Iowa, 2022	1.0, Utah State, 2023
20-Jake Smith	1, JMU, 2023	1, San Diego State, 2023	1, JMU, 2023	
22-Jerome Gaillard, Jr.	4, San Jose State, 2023	1, San Jose State, 2023	5, San Jose State, 2023	1.0, Sam Houston, 2023
24-Robert Mbroh	0	1, Northern Iowa, 2022	1, Northern Iowa, 2022	
28-Terrance Cullivan	0	1, Robert Morris, 2023	1, Robert Morris, 2023	
30-Tyme Collins	1, San Diego State, 2023		1, San Diego State, 2023	
32-Osaro Aihie	2, Army, 2023	2, UNLV, 2022	2, Army, 2023	
35-Jack Curtis	2, San Diego State, 2023	1, Robert Morris, 2023	2, San Diego State, 2023	1.0, San Diego St., 2023
40-Alec Mock	8, Utah State, 2023	11, Navy, 2022	13, Navy, 2022	2.0, Utah State, 2023
41-Jackson Adams	2, Robert Morris, 2023	0	2, Robert Morris, 2023	1.0, Robert Morris, 2023
44-J. Youngblood	7, Navy, 2023	8, Colorado State, 2023	13, Navy, 2023	2.0, Navy, 2023
46-Zach Juckel	2, Army, 2023	2, San Jose State, 2023	3, San Jose State, 2023	
48-Jayden Thiergood	3, Navy, 2022	3, Colorado State, 2021	4, Boise State, 2022	2.0, Nevada, 2021
54-Are'an Burr	0	1, Robert Morris, 2023	1, Robert Morris, 2023	
55-Kupono Blake	1, Boise State, 2023	3, Army, 2023	3, Army, 2023	
62-James Tomasi	2, Army, 2023	2, Hawaii, 2023	3, Hawaii, 2023	1.0, Wyoming, 2023
87-Caden Blum	3, Army, 2023	2, Navy, 2023	3, Army, 2023	0.5, Navy, 2023
93-And. BoisD'Enghien	1, Robert Morris, 2023		1, Robert Morris, 2023	
96-Payton Zdroik	5, Sam Houston, 2023	3, Colorado State, 2023	6, Sam Houston, 2023	2.0, JMU, 2023

## 2023 THE LAST TIME

### A kickoff was returned for a touchdown

AF: ..... Tim McVey vs. Georgia State, Sept. 10, 2016 (99 yards)  
Opp:..... Jawhar Jordan, Louisville, Dec. 28, 2021 (100 yds)

### A punt was returned for a touchdown

AF: ..... Garrett Brown vs. Morgan State, Sept 5, 2015 (75 yds)  
Opp:..... Donovan Peoples-Jones, Michigan, Sept. 16, 2017 (79 yds)

### An interception was returned for touchdown

AF: ..... Alec Mock vs. Navy, Oct. 21, 2023 (18 yards)  
Opp:..... Calvin Munson, San Diego State, Nov. 21, 2014 (56 yds)

### A fumble was returned for a touchdown

AF: ..... Christopher Musselman vs. Utah St., Sept. 22, 2018 (21 yds)  
Opp:..... Meki Pei, Hawaii, Nov. 11, 2023 (32 yds)

### A punt was blocked

AF: ..... Price Morgan vs. Wyoming, Nov. 30, 2019  
Opp:..... Kaelin Himphill, San Diego State, Oct. 12, 2018

### A blocked punt resulted in a touchdown

AF: ..... Garrett Kauppila vs. FAU, Sept. 8, 2018  
(Recovered by Lakota Wills and returned 5 yards for a TD)  
Opp:..... Kaelin Himphill, San Diego State, Oct. 12, 2018  
(Trenton Thompson recovered and ran back 19 yds for a TD)

### A field goal was blocked

AF: ..... Michael Purcell vs. New Mexico, Nov. 20, 2020  
Opp:..... David Nixon, BYU, Nov. 15, 2008

### A blocked field goal resulted in a touchdown

AF: ..... Terry Maki and A.J. Scott vs. Notre Dame, Oct. 5, 1985  
(Maki blocked Carney's 37-yard field goal and Scott return 77 yards for a TD)  
Opp:..... Trevor Laws and Terrail Lambert, Notre Dame, Nov. 11, 2006  
(Laws blocked kick and Lambert returned it 76 yards for TD)

### An extra point was blocked

AF: ..... Trey Taylor vs. Wyoming, Oct. 14, 2023  
Opp:..... San Jose State, Sept. 27, 2019

### A safety was scored

AF: ..... Team (Navy snap over punter's head) vs. Navy, Sept. 11, 2021  
Opp:..... Utah, Sept. 20, 2008 (Punter Ryan Harrison fumbled out of end zone)

### There was a shutout

AF: ..... Air Force vs. New Mexico, Nov. 20, 2020 (28-0)  
Opp:..... Army, Nov. 4, 2017 (21-0)

### There was a 100-yard rusher

AF: ..... Emmanuel Michel vs. JMU, Dec. 23, 2023 (203 yds)  
Opp:..... Ashton Jeanty, Boise State, Nov. 24, 2023 (107 yds)

### There was a 100-yard receiver

AF: ..... David Cormier vs. Navy, Oct. 1, 2022 (120 yds)  
Opp:..... Ashton Jeanty, Boise State, Nov. 24, 2023 (118 yds)

### There was a 300-yard passer

AF: ..... Donald Hammond III, New Mexico, Nov. 23, 2019 (327 yds)  
Opp:..... Jayden Maiava, UNLV, Nov. 18, 2023 (339 yds)

### The team did not score a touchdown

AF: ..... Air Force vs. Army, Nov. 4, 2023 (L 23-3)  
Opp:..... San Diego State, Nov. 26, 2022 (L 13-3)

### A player blocked two kicks in a game

AF: ..... Alex Hansen vs. UNLV, Nov. 21, 2013 (2 PATs)  
Opp:..... Ray Jackson, CSU, Sept. 16, 1995 (PAT/FG)

### A team blocked more than one kick in a game

AF: ..... Air Force vs. UNLV, Nov. 21, 2013 (2 PATs)  
Opp:..... Navy, Oct. 4, 2008 (2 Punts - both returned for touchdowns)

### A defensive extra point was scored

AF: ..... Air Force vs. New Mexico, Nov. 23, 2019 (Milton Bugg III)  
Opp:..... Utah, Nov. 12, 1994

## Air Force Miscellaneous

### An Air Force player had two interceptions in a game

Jeremy Fejedelem vs. Wyoming, Nov. 30, 2019 (2 INTs)

### There was a scoreless tie with Air Force

Air Force vs. Wyoming, Sept. 10, 1977

### There was a scoreless tie at halftime

Air Force vs. Army, Nov. 6, 2021 (Army 21, Air Force 14)

### Air Force was shutout in the first-half

Air Force vs. Wyoming, Sept. 16, 2022 (Trailed 10-0)  
(FINAL: Wyoming 17, Air Force 14)

### Two Air Force players had two interceptions in a game

Antony Wright (3), Chris Thomas (2) vs. Houston, Dec. 31, 2009

### Air Force did not have a turnover

Air Force vs. James Madison, Dec. 23, 2023

### Air Force did not have any penalties

Air Force vs. James Madison, Dec. 23, 2023

### Air Force didn't have any penalties or turnovers

Air Force vs. James Madison, Dec. 23, 2023

### Air Force did not punt in a game

Air Force vs. Robert Morris, Sept. 2, 2023

### Air Force played an overtime game

Air Force vs. Nevada, Nov. 19, 2021 (AF 41, Nevada 39 3OT)

### Air Force had two or more players rush for 100 or more yards

Air Force vs. San Jose State, Sept. 22, 2023  
(Emmanuel Michel 33-148-3, John Lee Eldridge III 10-102-2)

### Air Force had two players with 100 or more yards receiving

Air Force vs. New Mexico, Nov. 23, 2019  
(Ben Waters 171, Geraud Sanders 156)

### An Air Force player had 100 yards rushing and receiving

Timothy McVey at New Mexico, Nov. 28, 2015 (105 rush, 157 receiving)

### An Air Force player had 200 yards passing and 100 yards rushing

Isaiah Sanders at UNLV, Oct. 19, 2018 (217 passing, 173 rushing)

### Air Force didn't have a rushing touchdown

Air Force vs. Army, Nov. 4, 2023

### Air Force had more passing yards than rushing yards

Air Force vs. Navy, Oct. 21, 2023 (Rushing 137, Passing 151)

### AFA had two safeties in a game

Brandon Reeves and Jake Paulson vs. Southern Utah, Aug. 30, 2008

### Air Force had more passing yards than the opponent

Air Force vs. Army, Nov. 4, 2023 (Air Force 104, Army 40)

### Air Force was out-rushed by an opponent

Air Force vs. Army, Nov. 4, 2023 (Army 213, Air Force 155)

### Air Force scored two defensive touchdowns in the same game

Reggie Rembert (47 fumble), Anthony Wright (47 int), SDSU, Sept. 26, 2009

### Air Force had two non-offensive touchdowns in the same game

Roland Ladipo (22 INT), Garrett Brown (75 PR), Morgan State, Sept. 5, 2015

### Air Force converted a two point conversion after a touchdown

Air Force vs. Utah State, Sept. 15, 2023 (Emmanuel Michel run)

## 2023 GAME RECAPS

1

### Air Force 42, RMU 7

Sept. 2, Falcon Stadium

Team	1	2	3	4	OT	Final
RMU	0	0	0	7	--	7
Air Force	14	14	7	7	--	42

#### Scoring

AF-Harris 3 run (Dapore), 1/11:22  
 AF-Larrier 26 run (Dapore), 1/3:27  
 AF-Roznos 84 pass-Larrier (Dapore), 2/12:31  
 AF-Burk 27 run (Dapore), 2/1:58  
 AF-Larrier 4 run (Dapore), 3/13:53  
 AF-J. Jones 7 run (Tubbs), 4/13:33  
 RM-Jackson 1 pass-Chiccitt (Jenkins), 4/10:35

Team Statistics	RMU	AF
First Downs	9	24
(R-P-Pen)	(5-4-0)	(19-2-3)
NET Rushing Att-Yds	26-43	56-374
NET PASSING YARDS	113	95
Passing (C-A-I)	18-24-0	2-3-0
TOTAL OFFENSE	50-156	59-469
Avg. Per Play	3.1	7.9
Fumbles	4-2	3-1
Penalties	9-61	2-10
Punts (#-Avg)	6-44.3	0-0
Punt Returns	0-0	2-(-1)
Kickoff Returns	3-91	1-16
Interceptions	0-0	0-0
Fumble Returns	0-0	0-0
Possession Time	27:49	32:11
Third Downs	3-11	6-10
Fourth Downs	0-1	1-3
Sacks By:	0-0	2-14
Attendance:	30,142	

#### Individual Statistics

**Rushing (Att-Yds-TD): AF** - Larrier 14-99-2, Eldridge III 4-72-0, Carson 5-50-0, Burk 6-37-1, Jones 5-35-1, Calvert 2-21-0, Michel 4-15-0, Busha 3-12-0, Cloud 2-11-0, Brittain 1-7-0, Stone 1-6-0, Turner 3-5-0, J. Harris 1-4-0, C. Harris 1-3-1, Frew 1-3-0, TEAM 3-(-6)-0. **RMU** - O'Sullivan 9-39-0, Bonsu 4-14-0, Lucas 1-10-0, Riccios 0-5-0, Ridgley 1-2-0, Smith 1-(-2)-0, Jones 2-(-2)-0, Dickerson 1-(-3)-0, Chiccitt 3-(-3)-0, Szalkowski 3-(-8)-0.

**Passing (Comp-Att-I-Yds-TD): AF** - Larrier 2-3-0-95-1. **RMU** - Chiccitt 14-18-0-99-1, Szalkowski 4-6-0-14-0.

**Receiving (Att-Yds-TD): AF** - Roznos 2-95-1. **RMU** - Robinson 3-36-0, Jackson 3-23-0, Becker 2-14-0, Jones 2-8-0, Fetterman 2-3-0, Cooper 1-12-0, Ridgley 1-7-0, Westry 1-6-1, Bonsu 1-5-9, O'Sullivan 1-3-0, Dickerson 1-(-4)-0.

**Tackle Leaders (UT-AT-TT): AF** - Youngblood 3-4-7, Taylor 3-3-6, Gaillard 4-1-5, Ramsey 3-2-5, Rickter 3-0-3, Goff 2-1-3, Dahlen 2-1-3, Dahlen 2-1-3, Mock 2-1-3, Mergerson 1-2-3, Adams 2-0-2, Tomasi 2-0-2, Goodwin 0-2-2, Brown 1-0-1, Bellamy 1-0-1, Smith 1-0-1, BoisD'Enghien 1-0-1, Blake 0-1-1, Sanders 0-1-1, Cullivan 0-1-1, Burr 0-1-1, Curtis 0-1-1. **RMU (Leaders)** - Shegog 7-5-12, Louis 4-2-6, Fairman 4-1-5, Pierce 3-2-5, Borwn 2-3-5, King 1-4-5, Kiakite 2-2-4, Barber 2-2-4.

2

### Air Force 13, Sam Houston 3

Sept. 9, Houston, TX

Team	1	2	3	4	OT	Final
S. Houston	0	0	3	0	--	3
Air Force	0	3	0	10	--	13

#### Scoring

AF-Dapore 42 FG, 2/8:36  
 SH-Sessums 45 FG, 3/6:03  
 AF-Dapore 42 FG, 4/13:41  
 AF-Burk 5 run (Dapore), 4/5:14

Team Statistics	SH	AF
First Downs	6	18
(R-P-Pen)	(6-0-0)	(16-1-1)
NET Rushing Att-Yds	30-36	59-244
NET PASSING YARDS	44	14
Passing (C-A-I)	8-14-0	1-3-0
TOTAL OFFENSE	44-80	62-258
Avg. Per Play	1.8	4.2
Fumbles	0-0	3-1
Penalties	2-25	2-20
Punts (#-Avg)	8-43.1	4-43.8
Punt Returns	0-0	0-0
Kickoff Returns	3-33	1-19
Interceptions	0-0	0-0
Fumble Returns	0-0	0-0
Possession Time	23:22	36:38
Third Downs	3-13	5-13
Fourth Downs	1-1	0-1
Sacks By:	2-11	4-38
Attendance:	25,121	

#### Individual Statistics

**Rushing (Att-Yds-TD): AF** - Burk 18-75-1, Larrier 19-65-0, Michel 8-53-0, Eldridge III 6-22-0, Calvert 2-15-0, Carson 3-15-0, J. Harris 1-3-0, TEAM 2-(-4)-0. **SH** - Hrbacek 10-29-0, Pannell 3-8-0, Gentry 2-6-0, Crawford III 2-3-0, Showmaker 13-(-10)-0.

**Passing (Comp-Att-I-Yds-TD): AF** - Larrier 1-3-0-14-0. **SH** - Showmaker 8-14-0-44-0.

**Receiving (Att-Yds-TD): AF** - Eldridge III 1-14-0. **SH** - Adeyi 3-20-0, Smith 3-12-0, Hrbacek 2-12-0.

**Tackle Leaders (UT-AT-TT): AF** - Mock 6-5-11, Zdroik 6-2-8, Taylor 4-1-5, Richter 4-0-4, Gaillard 3-1-4, Youngblood 3-1-4, Goodwin 2-2-4, Bellamy 2-0-2, Ramsey 1-1-2, T. Collins 1-0-1, Boyd 1-0-1, Juckel 1-0-1, Smith 1-0-1. **SH** - Williams 11-3-14, Nixon 6-2-8, Gaither 6-1-7, Scott 4-2-6, Crosby 2-2-4, Murray 3-0-3, Jackson 3-0-3, Weaver 2-0-2, Downes 2-0-2, Hobbs 2-0-2, Smith 2-0-2, Mason 0-2-2, Armstead 1-0-1, Escobar 1-0-1, Leon 1-0-1, Aribisala 1-0-1, Fields 1-0-1, Edmonson 0-1-1, Hayes 0-1-1.

3

### Air Force 39, Utah State 21

Sept. 15, Falcon Stadium

Team	1	2	3	4	OT	Final
Utah State	0	7	7	7	--	21
Air Force	22	10	7	0	--	39

#### Scoring

AF-Michel 1 run (Michel run), 1/7:04  
 AF-Larrier 4 run (Dapore), 1/5:17  
 AF-Michel 2 run (Dapore), 1/1:11  
 AF-Eldridge III 13 run (Dapore), 2/11:15  
 US-Vaughn 2 pass-Hillstead (Nimrod), 2/1:58  
 AF-Dapore 49 FG, 2/0:00  
 AF-Michel 1 run (Dapore), 3/8:45  
 US-Royals 9 pass-Hillstead (Nimrod), 3/5:10  
 US-Davis 6 pass-Hillstead (Nimrod), 4/8:43

Team Statistics	USU	AF
First Downs	20	24
(R-P-Pen)	(5-11-4)	(21-3-0)
NET Rushing Att-Yds	26-54	64-344
NET PASSING YARDS	248	84
Passing (C-A-I)	20-35-1	3-4-0
TOTAL OFFENSE	61-302	68-428
Avg. Per Play	5.0	6.3
Fumbles	1-1	0-0
Penalties	4-17	6-60
Punts (#-Avg)	3-41.7	3-40.3
Punt Returns	1-11	0-0
Kickoff Returns	2-39	0-0
Interceptions	0-0	1-8
Fumble Returns	0-0	0-0
Possession Time	21:20	38:40
Third Downs	3-11	9-13
Fourth Downs	2-3	1-1
Sacks By:	1-7	5-29
Attendance:	18,400	

#### Individual Statistics

**Rushing (Att-Yds-TD): AF** - Burk 15-110-0, Michel 28-106-3, Eldridge III 7-58-1, Larrier 10-56-1, Calvert 1-6-0, Kinamon 1-4-0, Johnson 1-3-0, Carson 1-1-0. **USU** - Faison 7-40-0, Booth 7-19-0, Hillstead 7-20-0, Williams 2-(-1)-0, Legas 3-(-10)-0.

**Passing (Comp-Att-I-Yds-TD): AF** - Larrier 3-4-0-49-1. **USU** - Hillstead 18-27-0-2-2-3, Legas 2-7-1-46-0, Williams 0-1-0-0-0.

**Receiving (Att-Yds-TD): AF** - Roznos 1-49-0, Engel 1-28-0, Kinamopn 1-3-0. **USU** - Vaughn 6-61-1, Davis 4-84-1, Royals 4-52-1, Lane 4-36-0, Booth 1-9-0, Bowman 1-6-0.

**Tackle Leaders (UT-AT-TT): AF** - Mock 8-3-11, Taylor 4-2-6, Boyd 3-3-6, Goodwin 2-3-5, Williams 1-4-5, Bellamy 3-0-3, Youngblood 3-0-3, Richter 2-1-3, Ramsey 2-1-3, Gaillard 2-0-2, Juckel 1-0-1, Kelly 1-0-1, Chesney 1-0-1, Blake 0-1-1, Tomasi 0-1-1, Grobe 0-1-1. **USU** - Larsen 5-6-11, Joyce 4-7-11, Tafisi 4-5-9, Francois 4-4-8, Harris 4-1-5, Switzer 3-1-4, Moto'apuaka 2-2-4, Drew 1-3-4, Anyanwu 1-3-4, Dye 1-3-4, Strong 2-1-3, Fitzgerald 1-2-3, Tuiaki 2-0-2, Ward 1-1-2, Mells 0-2-2, Migao 1-0-1, Royald 1-0-1, Maile 1-0-1, Mosley 1-0-1, Dickerson 1-0-1, Vakauta 0-1-1, Pili 0-1-1, Barthiel 0-1-1.



## 2023 GAME RECAPS

### 4 Air Force 45 San Jose State 20 Sept. 22, San Jose, CA

Team	1	2	3	4	OT	Final
San Jose St.	6	14	0	0	--	20
Air Force	3	14	7	21	--	45

#### Scoring

SJ-Cordeiro 10 run (Halvorsen NG), 1/10:43  
AF-Tubbs 30 FG, 1/3:02  
AF-Michel 17 run (Tubbs), 2/10:53  
SJ-Robinson 29 run (Halvorsen), 2/7:57  
SJ-Robinson 1 run (Halvorsen), 3:24  
AF-Michel 4 run (Tubbs), 2/2:25  
AF-Eldridge III 5 run (Tubbs), 3/6:18  
AF-Michel 1 run (Tubbs), 4/12:50  
AF-Eldridge 34 run (Tubbs), 4/7:51  
AF-J. Harris 2 run (Tubbs), 4/2:20

Team Statistics	SJSU	AF
First Downs	18	25
(R-P-Pen)	(6-11-1)	(23-2-0)
NET Rushing Att-Yds	17-115	73-400
NET PASSING YARDS	239	28
Passing (C-A-I)	24-35-1	2-2-0
TOTAL OFFENSE	52-354	75-428
Avg. Per Play	6.8	5.7
Fumbles	1-0	0-0
Penalties	6-48	4-43
Punts (#-Avg)	2-34.0	1-35.0
Punt Returns	1-1	0-0
Kickoff Returns	5-81	0-0
Interceptions	0-0	1-51
Fumble Returns	0-0	0-0
Possession Time	39:05	20:55
Third Downs	3-8	10-15
Fourth Downs	0-2	3-3
Sacks By:	0-0	0-0
Attendance:	16,124	

#### Individual Statistics

**Rushing (Att-Yds-TD):** AF- Michel 33-148-3, Eldridge III 10-102-2, Carson 11-63-0, Calvert 5-45-0, Larrier 11-39-0, J. Harris 2-5-1, TEAM 1-(-2)-0. **SJSU** - Robinson 7-82-2, Cordeiro 6-20-1, Bates 1-7-0, Conley 1-7-0, Nash 1-0-0.  
**Passing (Comp-Att-I-Yds-TD):** AF- Larrier 2-2-0-28-0. **SJSU** - Cordeiro 24-35-1-239-0.  
**Receiving (Att-Yds-TD):** AF- Roznos 1-22-0, Kinamon 1-6-0. **SJSU** - Mazotti 5-60-0, Conley 5-44-0, Nash 5-28-0, Ross 2-47-0, Loving-Black 2-33-0, Miller 2-14-0, Bates 2-6-0, Robinson 1-7-0.  
**Tackle Leaders (UT-AT-TT):** AF- Taylor 4-4-8, Mock 4-2-6, Youngblood 2-4-6, Gaillard 4-1-5, Goodwin 1-3-4, Bellamy 1-2-3, Juckel 1-2-3, Beard 1-2-3, Dahlen 2-0-2, Williams 1-1-2, Kelly 1-1-2, Mergerson 0-2-2, Swartz 1-0-1, Boyd 1-0-1, Williams 1-0-1, Collins 1-0-1, Tomasi 0-1-1, Aihie 0-1-1. **SJSU** - Latu 7-6-11, Jenkins 6-7-13, Smith 2-11-13, Lavulo 4-7-11, Parham 2-9-11, Kakviva 2-7-9, Pollard 3-2-5, Toia 2-3-5, Likio 2-3-5, Tago 1-4-5, Williams 3-0-3, Cobbs 2-0-2m Cole 1-1-2, Dansby 0-2-2.

### 5 Air Force 49, San Diego St. 10 Sept. 30, Falcon Stadium

Team	1	2	3	4	OT	Final
SDSU	0	10	0	0	--	10
Air Force	0	21	21	7	--	49

#### Scoring

SD-Nicholson 21 pass-Mayden (Browning), 2/13:34  
AF-C. Harris 7 run (Dapore), 2/10:31  
AF-Michel 2 run (Dapore), 2/10:31  
AF-Michel 3 run (Dapore), 2/4:3  
SD-Browning 61 FG, 2/0:00  
AF-C. Harris 54 pass-Larrier (Dapore), 3/12:04  
AF-Roznos 54 pass-Larrier (Dapore), 3/7:17  
AF-Taylor 30 INT (Dapore), 3/7:09  
AF-J. Jones 4 run (Dapore), 4/9:45

Team Statistics	SDSU	AF
First Downs	14	24
(R-P-Pen)	(8-6-0)	(17-6-1)
NET Rushing Att-Yds	30-105	52-287
NET PASSING YARDS	122	189
Passing (C-A-I)	13-25-1	6-7-0
TOTAL OFFENSE	55-227	59-476
Avg. Per Play	4.1	8.1
Fumbles	0-0	0-0
Penalties	5-34	1-5
Punts (#-Avg)	5-46.4	1-45.0
Punt Returns	0-0	0-0
Kickoff Returns	2-26	0-0
Interceptions	0-0	1-30-1
Fumble Returns	0-0	0-0
Possession Time	27:55	32:05
Third Downs	4-13	4-8
Fourth Downs	3-4	2-2
Sacks By:	0-0	1-7
Attendance:	24,869	

#### Individual Statistics

**Rushing (Att-Yds-TD):** AF- Larrier 8-103-0, Michel 18-78-2, C. Harris 4-28-1, Dylan Carson 5-27-0, Eldridge III 4-24-0, Burk 5-20-0, J. Jones 3-10-1, Calvert 1-2-0, Alexander 1-0-0. **SDSU** - Christon 14-58-0, Armstead 7-18-0, Mayden 4-17-0, Davis 2-8-0, Blake 3-4-0.  
**Passing (Comp-Att-I-Yds-TD):** AF- Larrier 6-7-0-189-2. **SDSU** - Mayden 13-24-1-122-1, TEAM 0-1-0-0-0.  
**Receiving (Att-Yds-TD):** AF- C. Harris 2-82-1, Roznos 2-79-1, Engel 1-18-0, Rillos 1-10-0. **SDSU** - Redman 2-27-0, Christon 2-18-0, Blake 2-11-0, Penny 2-9-0, Nicholson 2-21-0, Brooks 1-16-0, Harpole 1-8-0, Davis 1-6-0, Armstead 1-6-0.  
**Tackle Leaders (UT-AT-TT):** AF- Mock 5-1-6, Youngblood 4-2-6, Goodwin 1-5-6, Richter 2-1-4, Gaillard 3-0-3, Grobe 3-0-3, Taylor 1-2-3, Brown 1-2-3, Curtis 2-0-2, Blake 1-1-2, Martin 1-1-2, Thiergood 1-0-1, Tomasi 1-0-1, Swartz 1-0-1, Mergerson 1-0-1, Dahlen 1-0-1, Collins 1-0-1, Bellamy 0-1-1, Boyd 0-1-1, Smith 0-1-1, Meyer 0-1-1, Juckel 0-1-1. **SDSU** - Fia-seu 2-7-9, Malone 4-2-6, Butler 3-3-6, Moon 3-3-6, Ratcliffe 3-2-5, Barfield 2-3-5, Tumblin 3-1-4, Celestine 2-2-4, Anderson 1-3-4, Fountain 1-3-4, Kaho 1-2-3, Okpoko 1-1-2, Draeger 1-1-2, Hunter 1-1-2, Johnson 0-2-2, McDonald 0-2-2, Henderson 1-0-1, Tuihalamaka 0-1-1.

### 6 Air Force 34, Wyoming 27 Oct. 14, Falcon Stadium

Team	1	2	3	4	OT	Final
Wyoming	14	7	0	6	--	27
Air Force	7	10	7	10	--	34

#### Scoring

WY-Peasley 1 run (Hoyland), 1/10:23  
WY-Wieland 6 pass-Peasley (Hoyland), 1/3:59  
AF-Burk 15 run (Dapore), 1/2:26  
AF-Eldridge III 17 pass-Larrier (Dapore), 2/7:09  
WY-Asante 14 pass-Peasley (Hoyland), 2/1:43  
AF-Dapore 24 FG, 2/0:00  
AF-Larrier 1 run (Dapore), 3/4:47  
AF-Dapore 43 FG, 4/11:31  
WY-Welch 7 pass-Peasley (Hoyland blk), 4/6:14  
AF-Eldridge III 58 run (Dapore), 4/2:17

Team Statistics	WYO	AF
First Downs	18	22
(R-P-Pen)	(6-11-1)	(18-3-1)
NET Rushing Att-Yds	35-109	53-356
NET PASSING YARDS	212	58
Passing (C-A-I)	15-25-0	6-9-0
TOTAL OFFENSE	60-321	62-414
Avg. Per Play	5.4	6.7
Fumbles	0-0	2-2
Penalties	3-25	1-9
Punts (#-Avg)	2-48.5	1-43.0
Punt Returns	0-0	0-0
Kickoff Returns	1-18	0-0
Interceptions	0-0	0-0
Fumble Returns	0-0	0-0
Possession Time	30:13	29:47
Third Downs	9-15	7-10
Fourth Downs	1-2	1-1
Sacks By:	0-0	3-14
Attendance:	28,311	

#### Individual Statistics

**Rushing (Att-Yds-TD):** AF- Larrier 20-111-1, Michel 22-97-0, Eldridge III 3-65-1, Burk 4-62-1, Jones 3-23-0. **WYO** - Peasley 13-48-1, Scott 14-43-0, Ferrell 7-30-0, Asante 1-(-12)-0.  
**Passing (Comp-Att-I-Yds-TD):** AF- Larrier 6-9-0-58-1. **WYO** - Peasley 15-25-0-212-3.  
**Receiving (Att-Yds-TD):** AF- Roznos 3-34-0, Rillos 2-7-0, Eldridge III 1-17-1. **WYO** - Scott 3-43-0, Welch 3-38-1, Wieland 3-16-1, Gyllenborg 2-40-0, Marquez 1-27-0, Miles 1-22-0, Asante 1-14-1, Pelissier 1-12-0.  
**Tackle Leaders (UT-AT-TT):** AF- Taylor 7-3-10, Mock 6-4-10, Ramsey 4-1-5, Youngblood 3-2-5, Goodwin 3-1-4, Zdroik 3-1-4, Richter 3-0-3, Bellamy 1-1-2, Tomasi 1-1-2, Gaillard 0-2-2, Williams 1-0-1. **WYO** - Gibbs 7-5-12, White 2-7-9, Eekeler 4-4-8, Harsh 3-5-8, Suiaunoa 5-1-6, Siders 4-1-5, DeMarzo 3-2-5, Godbout 1-4-5, Taylor 2-0-2, Bertagnole 1-1-2, Coors 1-0-1, Cooley 1-0-1, Singleton 1-0-1, Harris 1-0-1, Tucker 0-1-1, Meyer 0-1-1.

## 2023 GAME RECAPS

7

### Air Force 17, Navy 6

Oct. 21, Annapolis, MD

Team	1	2	3	4	OT	Final
Navy	0	0	0	6	--	6
Air Force	0	7	3	7	--	17

#### Scoring

AF-Kinamon 94 pass-Larrier (Dapore), 2/14:48  
AF-Dapore 40 FG, 3/5:55  
AF-Mock 18 INT (Dapore), 4/3:51  
N-Heidenreich 10 pass-Lavatai (Pass NG), 4/5:50

Team Statistics	Navy	AF
First Downs	10	9
(R-P-Pen)	(3-6-1)	(4-3-2)
NET Rushing Att-Yds	35-22	48-137
NET PASSING YARDS	102	151
Passing (C-A-I)	15-29-2	4-5-0
TOTAL OFFENSE	64-124	53-288
Avg. Per Play	1.9	5.4
Fumbles	2-0	2-1
Penalties	4-50	5-30
Punts (#-Avg)	10-43.1	7-33.9
Punt Returns	2-3	1-1
Kickoff Returns	4-50	0-0
Interceptions	0-0	12-19-1
Fumble Returns	0-0	0-0
Possession Time	28:16	31:44
Third Downs	3-17	1-13
Fourth Downs	2-2	2-2
Sacks By:	1-0	4-20
Attendance:	38,803	

#### Individual Statistics

**Rushing (Att-Yds-TD):** AF- Michel 22-69-0, Larrier 15-24-0, Calvert 1-22-0, Burk 2-10-0, Eldridge III 4-8-0, Jones 2-7-0, TEAM 2-(-3)-0.

**Navy** - Tecza 12-24-0, Lavatai 3-8-0, Chatman 1-6-0, Fofana 1-2-0, Heidenreich 1-2-0, Hassan 1-(-2)-0, TEAM 2-(-4)-0.

**Passing (Comp-Att-I-Yds-TD):** AF- Larrier 4-5-0-151-1. **Navy** - Woodson 2-6-0-6-0, Lavatai 13-23-2-96-1.

**Receiving (Att-Yds-TD):** AF- Kinamon 1-94-1, Roznos 1-34-0, Rillos 1-22-0, Eldridge III 1-1-0. **Navy** - Tecza 4-27-0, Heidenreich 3-22-1, Bradley 3-20-0, Chatman 2-5-0, Fofana 1-13-0, Williams 1-9-0, Umbarger 1-6-0.

**Tackle Leaders (UT-AT-TT):** AF- Youngblood 7-6-13, Taylor 3-5-8, Richter 6-1-7, Mock 4-3-7, Zdroik, 2-4-6, Thiergood 2-4-6, Ramsey 4-0-4, Goodwin 1-2-3, Mergerson 1-1-2, Bellamy 1-1-2, Blum 0-2-2, Gaillard 0-2-2, Dahlen 1-0-1, Williams 1-0-1, Beard 0-1-1, Martin 0-1-1, Juckel 0-1-1, Smith 0-1-1, Tomasi 0-1-1. **Navy** - Ramos 4-7-11, Berniard 1-9-10, Crowmwell 3-5-8, Reed 1-7-8, Harbour 0-8-8, Lane 2-5-7, Gibbons 0-7-7, McDonald 4-2-6, Pirris 3-1-4, Duhart 2-1-3, Peele 1-1-2, Kent 1-0-1, Williams 0-1-1.

8

### Air Force 30, Colorado St. 13

Oct. 28, Fort Collins, CO

Team	1	2	3	4	OT	Final
Colorado St.	0	13	0	0	--	13
Air Force	7	6	10	7	--	30

#### Scoring

AF-Kinamon 9 pass-Larrier (Dapore), 1/5:03  
CS-Ross-Simmons 61 pass-Fowler-Nicolosi (Noyes), 2/14:38  
CS-Noyes 40 FG, 2/7:15  
AF-Eldridge III 10 run (Dapore NG), 2/4:00  
CS-Noyes 49 FG, 2/4:45  
AF-Larrier 1 run (Dapore), 3/8:58  
AF-Dapore 29 FG, 3/2:03  
AF-Michel 5 run (Dapore), 4/8:51

Team Statistics	CSU	AF
First Downs	17	18
(R-P-Pen)	(4-13-0)	(13-2-3)
NET Rushing Att-Yds	19-42	57-261
NET PASSING YARDS	297	32
Passing (C-A-I)	4-7-0	28-45-0
TOTAL OFFENSE	64-339	64-293
Avg. Per Play	5.3	4.6
Fumbles	1-1	0-0
Penalties	5-54	2-15
Punts (#-Avg)	3-49.3	4-44.0
Punt Returns	1-3	0-0
Kickoff Returns	2-23	0-0
Interceptions	0-0	0-0
Fumble Returns	0-0	1-8
Possession Time	24:02	35:58
Third Downs	5-13	8-15
Fourth Downs	0-3	1-1
Sacks By:	1-1	2-19
Attendance:	22,570	

#### Individual Statistics

**Rushing (Att-Yds-TD):** AF- Michel 20-130-1, Eldridge III 11-57-1, Larrier 14-36-1, Burk 5-24-0, Calvert 1-12-0, Kinamon 3-8-0. **CSU** - Schield 14-53-0, Brown IV 1-2-0, Fowler-Nicolosi 4-(-13)-0.

**Passing (Comp-Att-I-Yds-TD):** AF- Larrier 4-7-0-32-1. **CSU** - Fowler-Nicolosi 28-45-0-297-1.

**Receiving (Att-Yds-TD):** AF- Engel 1-14-0, Kinamon 1-9-1, Rillos 1-6-0, Eldridge III 1-3-0.

**CSU** - Ross-Simmons 8-128-1, Horton 5-52-0, Holker 5-43-0, Brown IV 5-37-0, Goffney 2-18-0, Schield 2-18-0, Manegatti 1-1-0.

**Tackle Leaders (UT-AT-TT):** AF- Mergerson 9-4-13, Taylor 3-7-10, Youngblood 1-8-9, Goodwin 2-6-8, Bellamy 2-5-7, Ramsey 3-2-5, Mock 1-4-5, Thiergood 1-2-3, Zdroik 0-3-3, Gaillard 1-1-2, Brown 1-0-1, Richter 1-0-1, Williams 1-0-1, Juckel 1-0-1. **CSU** - Gatkuoth 3-12-15, Wilson 1-11-12, Blackburn 2-7-9, Sanchez 3-3-6, Howell 0-6-6, Mitchell 2-3-5, Kamara 1-4-5, Kelly 0-5-5, Crandall 2-2-4, Pierce 0-4-4, Hardge III 1-2-3, Bariteau 0-3-3, Hanada 0-3-3, Jones 1-1-2, Gardner 1-1-2, Quinn 0-2-2, Jock 0-2-2, Schield 1-0-1, Anusiem 0-1-1, Thomas 0-1-1, Oxley 0-1-1.

9

### Army 23, Air Force 3

Nov. 4, Denver, CO

Team	1	2	3	4	OT	Final
Army	17	6	0	0	--	23
Air Force	0	3	0	0	--	3

#### Scoring

A-Daily 62 run (Maretzki), 1/13:06  
A-Maretzki 45 FG, 1/9:42  
A-Daily 5 run (Maretzki), 1/1:53  
A-Maretzki 40 FG, 2/13:14  
AF-Dapore 30 FG, 2/2:31  
A-Maretzki 38 FG, 2/0:00

Team Statistics	Army	AF
First Downs	11	19
(R-P-Pen)	(8-1-2)	(6-8-5)
NET Rushing Att-Yds	51-213	40-155
NET PASSING YARDS	40	104
Passing (C-A-I)	4-9-0	10-24-2
TOTAL OFFENSE	60-253	64-259
Avg. Per Play	4.4	4.3
Fumbles	0-0	5-4
Penalties	11-119	6-55
Punts (#-Avg)	6-39.0	2-36.5
Punt Returns	1-4	4-21
Kickoff Returns	0-0	0-0
Interceptions	2-25	0-0
Fumble Returns	0-0	0-0
Possession Time	32:09	27:51
Third Downs	4-14	5-14
Fourth Downs	1-2	0-2
Sacks By:	2-15	0-0
Attendance:	52,401	

#### Individual Statistics

**Rushing (Att-Yds-TD):** AF- Larrier 20-45-0, Eldridge III 6-40-0, Michel 8-37-0, Jones 1-14-0, Burk 3-8-0, Harris 1-8-0, Calvert 1-3-0. **Army** - Daily 36-170-2, Udoh 9-37-0, Buchanan 3-9-0, Harris 1-1-0.

**Passing (Comp-Att-I-Yds-TD):** AF- Larrier 9-22-2-93-0. **Army** - Daily 4-9-0-40-0.

**Receiving (Att-Yds-TD):** AF- Wilson 3-47-0, Engel 2-22-0, Roznos 1-19-0, Rillos 1-11-0, Kinamon 1-10-0, Eldridge III 1-3-0, Larrier 1-(-8)-0. **Army** - Robinson 1-23-0, Olawole 1-11-0, Short 1-(-1)-0.

**Tackle Leaders (UT-AT-TT):** AF- Goodwin 3-9-12, Richter 4-6-10, Mock 4-5-9, Youngblood 2-5-7, Williams 3-2-5, Taylor 3-1-4, Jergerson 0-4-4, Blum 3-0-3, Zdroik 2-1-3, Blake 0-3-3, Tomasi 2-0-2, Juckel 2-0-2, Aihie 2-0-2, Thiergood 0-2-2, Engel 1-0-1, Dahlen 1-0-1, Sanders 0-1-1, Chesney 0-1-1, Smith 0-1-1, Ramsey 0-1-1. **Army** - Lowin 9-3-12, Hammonds 3-3-6, Nicholas-Paul 3-2-5, Hill 2-3-5, Fortner 1-4-5, DiDomenico 2-2-4, Ciarlo 2-2-4, Lewis 3-0-3, Powell 3-0-3, Latore 2-0-2, Jones 1-1-2, Cash 1-1-2, Richardson 1-1-2, O'Gara 0-2-2, Gerena 1-0-1, Marshall 1-0-1, Frey 1-0-1, Smith 0-1-1, Cmcutheon 0-1-1, Moore 0-1-1, Zitiello 0-1-1.

10

**Hawaii 27, Air Force 13**

Nov. 11, Honolulu, HI

Team	1	2	3	4	OT	Final
Hawaii	7	6	7	7	--	27
Air Force	0	3	7	3	--	13

**Scoring**

H-Ashlock 5 pass-Schager (Shipley), 1/7:58  
 AF-Dapore 25 FG, 2/3:11  
 H-Schager 1 run (Shipley NG), 2/0:02  
 AF-Carson 35 run (Dapore), 3/12:46  
 H-Ashlock 19 pass-Schager (Shipley), 3/7:20  
 H-Pei 32 fumble return (Shipley), 4/11:09  
 AF-Dapore 21 FG, 4/6:20

Team Statistics	Hawaii	AF
First Downs	18	17
(R-P-Pen)	(7-9-2)	(11-3-3)
NET Rushing Att-Yds	29-121	47-201
NET PASSING YARDS	176	114
Passing (C-A-I)	22-29-0	3-9-3
TOTAL OFFENSE	58-297	56-315
Avg. Per Play	5.6	5.1
Fumbles	0-0	2-1
Penalties	5-56	3-25
Punts (#-Avg)	4-24.9	1-31.0
Punt Returns	0-0	0-0
Kickoff Returns	0-0	2-39
Interceptions	3-20	0-0
Fumble Returns	1-32-1	0-0
Possession Time	30:34	29:26
Third Downs	8-13	7-14
Fourth Downs	1-1	0-0
Sacks By:	3-4	1-1
Attendance: 12,742		

**Individual Statistics**

**Rushing (Att-Yds-TD): AF-** Carson 13-87-1, Jones 14-56-0, Burk 7-20-0, Eldridge III 6-19-0, Calvert 2-8-0, Harris 2-6-0, Johnson 1-4-0, Larrier 2-1-0. **Hawaii** - Schager 8-57-1, Cordero 8-43-0, Morris 5-12-0, Vaipulu 2-8-0, Sims 4-1-0, Bryan-Lelei 1-1-0.

**Passing (Comp-Att-I-Yds-TD): AF-** Larrier 0-0-0-0, Jones 3-7-1-65-1, Brittain 0-2-2-0-0. **Hawaii** - Schager 22-29-0-176-2.

**Receiving (Att-Yds-TD): AF-** Harris 1-65-0, Engel 1-39-0, Smith 1-10-0. **Hawaii** - Ashlock 12-67-2, McBride 5-54-0, Perry 2-28-0, Nishigaya 2-23-0, Panoke 1-4-0.

**Tackle Leaders (UT-AT-TT): AF-** Mock 6-4-10, Williams 5-2-7, Youngblood 4-2-6, Goodwin 4-2-6, Taylor 3-1-4, Zdroik 1-3-4, Tomasi 1-2-3, Mergerson 1-2-3, Richter 2-0-2, Bellamy 2-0-2, Blum 2-0-2, Blake 1-1-2, Harris 1-0-1, Ramsey 0-1-1. **Hawaii** - Manuma 7-5-12, Smith 4-4-8, Edwards 4-3-7, Tufaga 3-4-7, Pei 2-4-6, Evaimalo 2-3-5, Robinson 2-1-3, Otis 2-0-2, Stone 2-0-2, Tuitupou 1-1-2, Kema 0-2-2, Williams 1-0-1, Peihopa 1-0-1, Sagapolutele 0-1-1, Choi 0-1-1, Sinclair 0-1-1.

11

**UNLV 31, Air Force 27**

Nov. 18, Falcon Stadium

Team	1	2	3	4	OT	Final
UNLV	7	7	14	3	--	31
Air Force	7	20	0	0	--	27

**Scoring**

LV-White 78 pass-Maiava (Pizano), 1/12:48  
 AF-Eldridge III 55 run (Dapore), 1/2:26  
 AF-Jones 1 run (Dapore), 2/11:37  
 AF-Dapore 27 FG, 2/7:03  
 LV-Davis 12 run (Pizano), 2/1:41  
 AF-Dapore 42 FG, 2/0:00  
 LV-Lester 1 run (Pizano), 3/14:04  
 LV-Ballungay 6 pass-Maiava (Pizano), 3/2:55  
 LV-Pizano 39 FG, 4/10:53

Team Statistics	UNLV	AF
First Downs	15	22
(R-P-Pen)	(4-10-1)	(15-2-5)
NET Rushing Att-Yds	33-114	62-344
NET PASSING YARDS	351	60
Passing (C-A-I)	16-30-2	3-9-0
TOTAL OFFENSE	63-465	71-404
Avg. Per Play	7.4	5.7
Fumbles	0-0	2-1
Penalties	10-120	4-30
Punts (#-Avg)	7-47.4	8-43.0
Punt Returns	2-(-3)	0-0
Kickoff Returns	1-12	0-0
Interceptions	0-0	2-39
Fumble Returns	0-0	0-0
Possession Time	26:26	33:34
Third Downs	3-13	3-14
Fourth Downs	1-1	1-2
Sacks By:	1-7	3-20
Attendance: 23,574		

**Individual Statistics**

**Rushing (Att-Yds-TD): AF-** Carson 16-104-0, Jones 19-88-2, Burk 14-65-0, Eldridge III 10-48-1, C. Harris 2-33-0, Calvert 1-6-0. **UNLV** - Maiava 8-36-0, Thomas 6-33-0, Davis 9-26-1, Brumfield 1-13-0, Lester 4-8-0, Reese 3-0-0, TEAM 2-(-2)-0.

**Passing (Comp-Att-I-Yds-TD): AF-** Jones 1-6-0-35-0, Busha 1-2-0-21-0, Engel 1-1-0-4-0. **UNLV** - Maiava 15-29-2-339-2, Nichols 1-1-0-12-0.

**Receiving (Att-Yds-TD): AF-** Rillos 1-35-0, Wilson 1-21-0, Jones 1-4-0. **UNLV** - White 8-169-1, Ballungay 2-90-1, De Jesus 2-33-0, McKie 1-20-0, Gicinto 1-16-0, Williams 1-12-0, Thomas 1-11-0.

**Tackle Leaders (UT-AT-TT): AF-** Williams 6-3-9, Mock 3-5-8, Goodwin 4-3-7, Youngblood 3-2-5, Ramsey 1-3-4, Thiergood 0-4-4, Richter 2-1-3, Taylor 1-2-3, Zdroik, 1-2-3, Mergerson 1-2-3, J. Harris 1-0-1, Brown 1-0-1, Blake 0-1-1, Bellamy 0-1-1, Blum 0-1-1. **UNLV** - McDuffie 10-5-15, Woodard 5-4-9, Shelton 4-4-8, Johnson 3-3-6, Jenkins 3-3-6, Turner 4-1-5, Webb 1-4-5, Dixon 4-0-4, Johnson 3-0-3, Martinson 3-0-3, Thompkins 1-2-3, Whitmore 1-2-3, Elad 1-1-2, Oliver 1-0-1, Thomas 1-0-1, Muzvesi 0-1-1.

12

**Boise State 27, Air Force 19**

Nov. 24, Boise, ID

Team	1	2	3	4	OT	Final
Boise State	3	14	7	3	--	27
Air Force	0	6	13	0	--	19

**Scoring**

BS-Dalmas 38 FG, 1/10:10  
 BS-T. Green 12 run (Dalmas), 2/8:52  
 AF-Dapore 50 FG, 2/5:22  
 BS-Jeanty 75 pass-Green (Dalmas), 2/5:07  
 AF-Busha 1 run (Dapore), 3/12:45  
 BS-Jeanty 50 run (Dalmas), 3/10:51  
 AF-Carson 2 run (Dapore), 3/1:49  
 BS-Dalmas 52 FG, 4/4:31

Team Statistics	BSU	AF
First Downs	19	16
(R-P-Pen)	(9-9-1)	(9-7-0)
NET Rushing Att-Yds	38-181	45-206
NET PASSING YARDS	228	131
Passing (C-A-I)	13-17-2	8-18-1
TOTAL OFFENSE	55-409	63-337
Avg. Per Play	7.4	5.3
Fumbles	0-0	2-0
Penalties	1-10	3-20
Punts (#-Avg)	3-53.7	5-40.6
Punt Returns	0-0	1-2
Kickoff Returns	0-0	1-18
Interceptions	1-15	2-15
Fumble Returns	0-0	0-0
Possession Time	29:02	30:58
Third Downs	5-10	5-14
Fourth Downs	0-0	2-3
Sacks By:	3-11	1-4
Attendance: 36,390		

**Individual Statistics**

**Rushing (Att-Yds-TD): AF-** Carson 12-132-1, Brittain 6-24-0, Calvert 4-20-0, Michel 6-14-0, C. Harris 2-11-0, Eldridge III 5-6-0, Busha 10-(-1)-1. **BSU** - Jeanty 14-107-1, Holani 16-52-0, Green 7-25-1, TEAM 1-(-3)-0.

**Passing (Comp-Att-I-Yds-TD): AF-** Brittain 0-1-0-0-0, Busha 8-17-1-131-0. **BSU** - Green 13-17-2-228-1.

**Receiving (Att-Yds-TD): AF-** Engel 4-57-0, C. Harris 2-32-0, Wilson 1-38-0, Eldridge III 1-4-0. **BSU** - Jeanty 5-118-1, Lauter 2-36-0, Smith 2-32-0, Strachan 1-15-0, Holani 1-14-0, Bolt 1-13-0.

**Tackle Leaders (UT-AT-TT): AF-** Youngblood 5-6-11, Goodwin 5-3-8, Mergerson 4-2-6, Bellamy 4-1-5, Ramsey 3-2-5, Taylor 0-3-3, Mock 0-3-3, Williams 0-2-2, Schwartz 2-0-2, Collins 2-0-2, Blum 1-1-2, Blake 1-1-2, Thiergood 1-0-1, Brown 0-1-1, Zdroik 0-1-1. **BSU** - Tuebner 7-7-14, Schramm 4-3-7, Hassanein 3-3-6, Robinson 2-4-6, Oladipo 1-5-6, Virgin 2-3-5, Clark 2-3-5, Simpson 4-0-4, Gums 2-0-2, Fely 1-1-2, Kaniho 1-1-2, Reed 1-1-2, McCoy 1-1-2, Callahan 0-2-2, Bowens 1-0-1, Hogans 1-0-1, Martin 1-0-1, Benefield 1-0-1.

## 13

**Air Force 31, JMU 21**  
**Dec. 23, Fort Worth, TX**

Team	1	2	3	4	OT	Final
JMU	7	0	7	7	--	21
Air Force	7	14	7	3	--	31

**Scoring**

AF-Michel 1 run (Dapore), 1/8:11  
 JM-Sproles 18 pass-McCloud (Wise), 1/5:00  
 AF-Michel 1 run (Dapore), 2/7:51  
 AF-Roznos 42 pass-Larrier (Dapore), 2/:27  
 JM-Black 5 pass-McCloud (Wise), 3/9:11  
 AF-Larrier 1 run (Dapore), 3/4:07  
 AF-Dapore 26 FG, 4/8:20  
 JM-Sproles 7 pass-McCloud (Wise), 4/3:10

Team Statistics	JMU	AF
First Downs	16	18
(R-P-Pen)	(3-13-0)	(17-1-0)
NET Rushing Att-Yds	19-26	63-351
NET PASSING YARDS	257	45
Passing (C-A-I)	20-33-1	3-5-0
TOTAL OFFENSE	52-283	68-396
Avg. Per Play	5.4	5.8
Fumbles	1-0	0-0
Penalties	3-10	0-0
Punts (#-Avg)	5-39.8	3-47.3
Punt Returns	0-0	0-0
Kickoff Returns	5-97	0-0
Interceptions	0-0	1-0
Fumble Returns	0-0	0-0
Possession Time	23:09	36:51
Third Downs	4-11	8-15
Fourth Downs	1-1	2-3
Sacks By:	0-0	4-35
Attendance: 30,828		

**Individual Statistics**

**Rushing (Att-Yds-TD): AF-** Michel 35-203-2, Eldridge III 8-78-0, Larrier 9-26-1, Calvert 2-17-0, Carson 2-14-0, Kinamon 3-9-0, Burk 2-8-0, TEAM 2-(-4)-0. **JMU -** Black 11-43-0, Palmer 3-20-0, TEAM 1-(-2)-0, McCloud 4-(-35)-0.

**Passing (Comp-Att-I-Yds-TD): AF-** Larrier 3-5-0-45-1. **JMU -** McCloud 20-33-1-257-3

**Receiving (Att-Yds-TD): AF-** Roznos 1-42-1, Rillos 1-6-0, Eldridge III 1-(-3)-0. **JMU -** Sarratt 8-115-0, Sproles 5-55-2, Black 4-34-0, Brown 2-44-0, Horton 1-9-0.

**Tackle Leaders (UT-AT-TT): AF-** Bellamy 6-0-6, Richter 4-1-5, Mergerson 4-0-4, Mock 4-0-4, Goodwin 3-1-4, Youngblood 2-1-3, Collins 2-1-3, Taylor 1-2-3, Zdroik 2-0-2, Williams 2-0-2, Brown 1-1-2, Martin 1-1-2, Smith 1-0-1, Juckel 0-1-1, Thiergood 0-1-1. **JMU -** Fisher 12-5-17, Kromah 4-4-8, Coles 6-1-7, Thomas 3-4-7, Walker 4-2-6, Carpenter 4-1-5, Bush 3-2-5, Meehan 3-1-4, Reid 2-2-4, Tucker 1-2-3, Thomas 1-2-3, Logan 0-3-3, Ponds 1-0-1, Sarratt 1-0-1, Hendrick 0-1-1